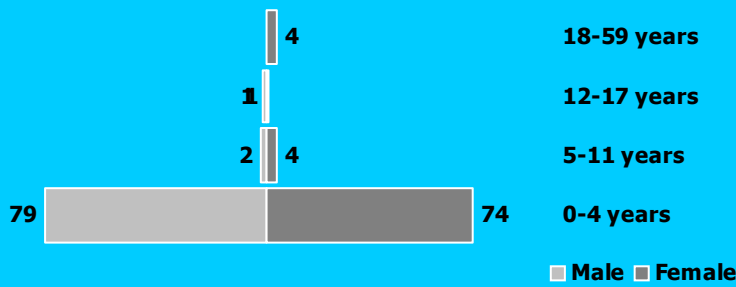
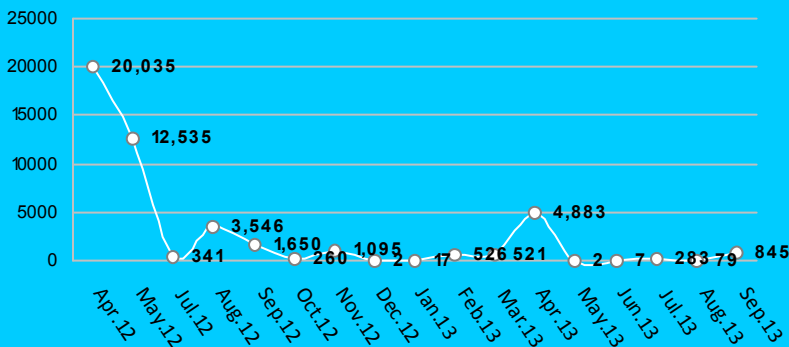


**Weekly Registration**  
Gender & age breakdown

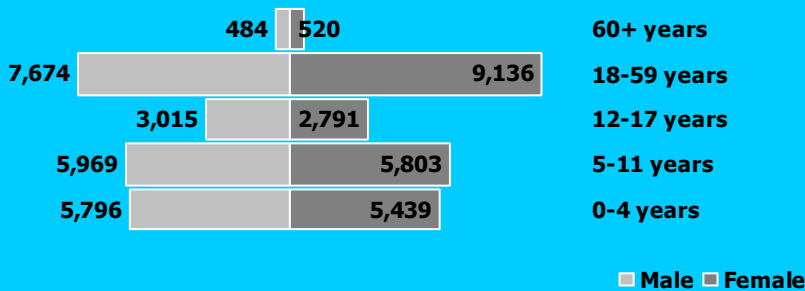


**CUMULATIVE STATISTICS**

**Monthly Registration**



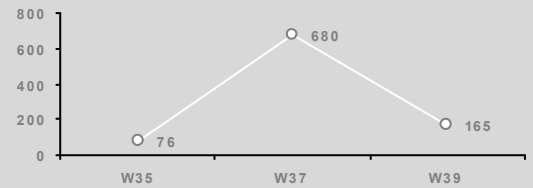
**Cumulative gender & age breakdown**



**Sectoral gender and age breakdown**

Age Group	Education			Health			
	M	F	Total	Age Group	M	F	Total
3-5 years	3,210	3,047	6,257	0-5 months	654	594	1,248
6-13 years	6,256	5,925	12,181	6-23 months	1,536	1,465	3,001
14-17 years	1,713	1,671	3,384	24-35 months	1,410	1,331	2,741
				36-59 months	2,196	2,049	4,245
				<1 years	1,089	992	2,081
				1-4 years	4,707	4,447	9,154
				5-14 years	7,752	7,335	15,087
				15-49 years	8,357	9,865	18,222
				50+ years	1,033	1,050	2,083

**Weekly Registration Trends**



**Weekly registration**  
23-Sep-13 to 29-Sep-13

TOTAL NEW REGISTRATION: 165  
Newly Registered HH: 7

- New Birth: 152 (92%)
- Minor: 161 (98%)
- Female: 83 (50%)
- Unaccompanied and Separated Children: 0
- Women at risk: 2
- \* All individuals with specific needs have been referred to concerned partners
- \* An individual may have more than one specific needs

**INACTIVE/CLOSURE AND REACTIVATION:**

- Died: 0
- Other: 0
- Reactivation: 3

**INTER CAMP TRANSFER TO BATIL**

- Transfer HH: 1
- Transfer Individual: 2

**Cumulative statistics and trends**

**TOTAL POPULATION REGISTERED TO DATE:**

- **46,627 individuals**
- **12,041 households**
- Female headed households: 5,446(45%)

Cumulative statistics  
From 01-Jan-13 To 29-Sep-13  
New Registered Refugees: 5,128  
New Birth: 2,035

**INTER CAMP TRANSFER TO KAYA,BATIL,GENDRASSA**

- Transfer HH: 18
- Transfer Individual: 62

**Contact Details**

For specific data request, kindly contact

Juba Information Management Officer  
tornieri@unhcr.org

Upper Nile Registration Officer  
binene@unhcr.org

Upper Nile Database Administrator  
amos@unhcr.org