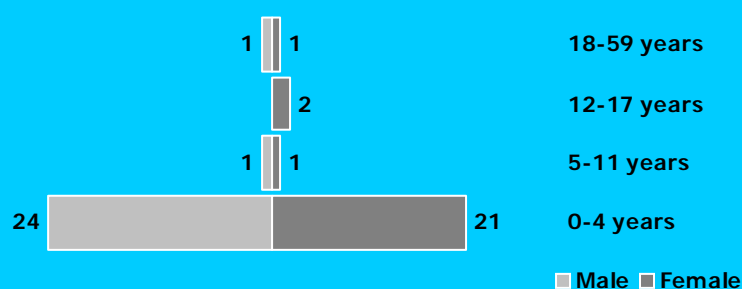


# POPULATION STATISTICS AS OF 13-Oct-13 GENDRASSA

Week 41 (07-Oct-13 to 13-Oct-13)

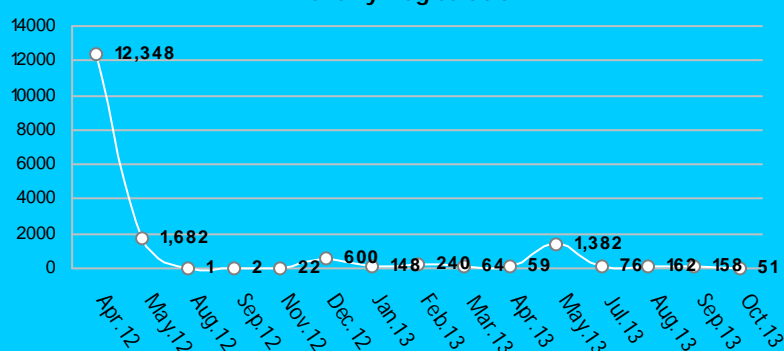


## Weekly Registration Gender & age breakdown

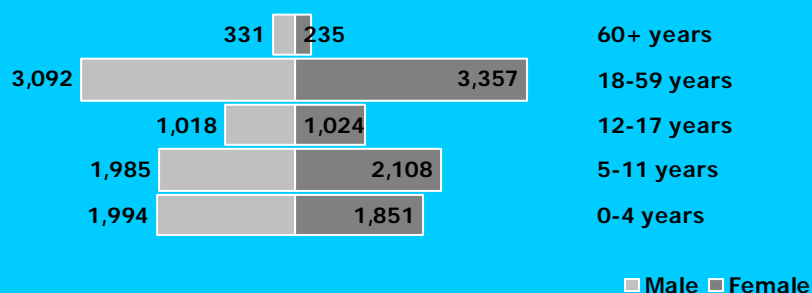


## CUMULATIVE STATISTICS

### Monthly Registration



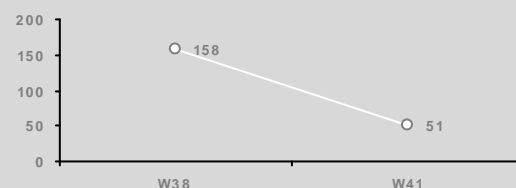
### Cumulative gender & age breakdown



### Sectoral gender and age breakdown

Education				Health			
Age Group	M	F	Total	Age Group	M	F	Total
3-5 years	1,148	1,176	2,324	0-5 months	220	213	433
6-13 years	2,010	2,038	4,048	6-23 months	559	508	1,067
14-17 years	630	672	1,302	24-35 months	430	376	806
				36-59 months	785	754	1,539
				<1 years	364	314	678
				1-4 years	1,630	1,537	3,167
				5-14 years	2,540	2,582	5,122
				15-49 years	3,246	3,643	6,889
				50+ years	640	499	1,139

## Weekly Registration Trends



## Weekly registration 07-Oct-13 to 13-Oct-13

TOTAL NEW REGISTRATION: 51  
Newly Registered HH: 5

- New Birth: 44 (86%)
- Minor: 49 (96%)
- Female: 25 (49%)
- Unaccompanied and Separated Children: 0
- Women at risk: 0
- \* All individuals with specific needs have been referred to concerned partners
- \* An individual may have more than one specific needs

## INACTIVE/CLOSURE AND REACTIVATION:

- Died: 0
- Other: 1
- Reactivation: 4

## INTER CAMP TRANSFER TO NIL

- Transfer HH: 0
- Transfer Individual: 0

## Cumulative statistics and trends

## TOTAL POPULATION REGISTERED TO DATE:

- 16,995 individuals
- 4,199 households
- Female headed households: 1,699(40%)

Cumulative statistics  
From 01-Jan-13 To 13-Oct-13  
New Registered Refugees: 1,576  
New Birth: 764

## INTER CAMP TRANSFER TO KAYA,BATIL,DORO MOBILESERVER

- Transfer HH: 14
- Transfer Individual: 19

## Contact Details

For specific data request, kindly contact

Juba Information Management Officer  
tornieri@unhcr.org

Upper Nile Registration Officer  
binene@unhcr.org

Upper Nile Database Administrator  
amos@unhcr.org