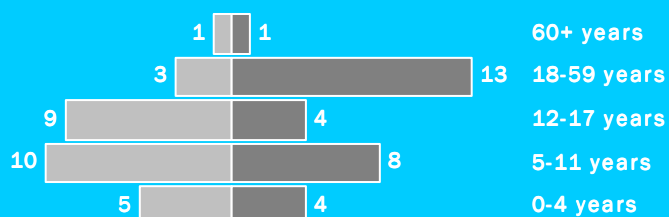


## POPULATION STATISTICS AS OF 01-Mar-14 Malakal

### WEEKLY NEW REGISTRATION Week 09 (23-Feb-14 to 01-Mar-14)

#### Gender & age breakdown



New Registrations include New Arrivals and New Births

Male Female

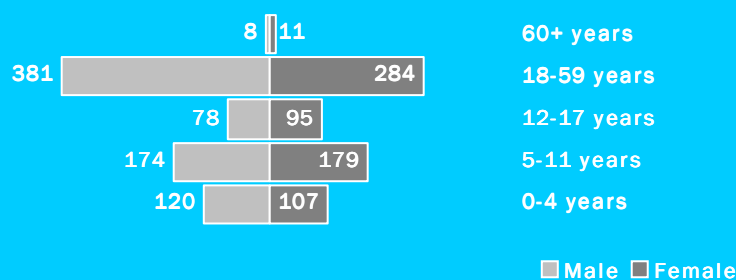
### CUMULATIVE STATISTICS

#### Monthly New Registration Trends



New Registrations include New Arrivals and New Births

#### Cumulative Gender & age breakdown

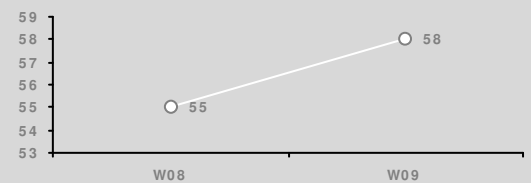


Male Female

#### Gender & age breakdown by standard sectoral categories

Education				Health			
Age Group	M	F	Total	Age Group	M	F	Total
3-5 years	108	127	235	0-5 months	5	2	7
6-13 years	178	172	350	6-23 months	21	18	39
14-17 years	40	48	88	24-35 months	20	14	34
				36-59 months	74	73	147
				<1 years	16	8	24
				1-4 years	104	99	203
				5-14 years	224	242	466
				15-49 years	396	305	701
				50+ years	21	22	43

### Weekly New Registration Trends



New Registrations include New Arrivals and New Births

### Weekly registration (23-Feb-14 to 01-Mar-14)

TOTAL NEW REGISTRATION: 58

Newly registered HH: 13

Including

- New birth: 3 (5%)
- Minor: 40 (69%)
- Female: 30 (52%)
- Unaccompanied and separated children: 0
- Women at risk: 0
- \* All individuals with specific needs have been referred to concerned partners
- \* An individual may have more than one specific needs

### INACTIVE/CLOSURE AND REACTIVATION:

- Died: 0
- Inactivation: 0
- Reactivation: 0
- Rejection: 0

Transfer IN:

Transfer OUT:

### Cumulative statistics and trends

TOTAL POPULATION REGISTERED TO DATE:

- 1,437 individuals

- 484 households

-Female headed households: 141(29%)

Cumulative statistics

From 01-Jan-14 To 01-Mar-14

New Registered Refugees: 105

New Births: 8

Transfer IN:

Transfer OUT:

Juba - 10

Juba - 28

### CONTACT DETAILS

For specific data request, kindly contact

Juba Information Management Officer

tornieri@unhcr.org

Juba Associate Registration Officer

oot@unhcr.org

Upper Nile Registration Officer

binene@unhcr.org

Upper Nile Registration Associate

amos@unhcr.org