


WEEKLY NEW REGISTRATION
Week 28 (06-Jul-14 to 12-Jul-14)

Gender & age breakdown

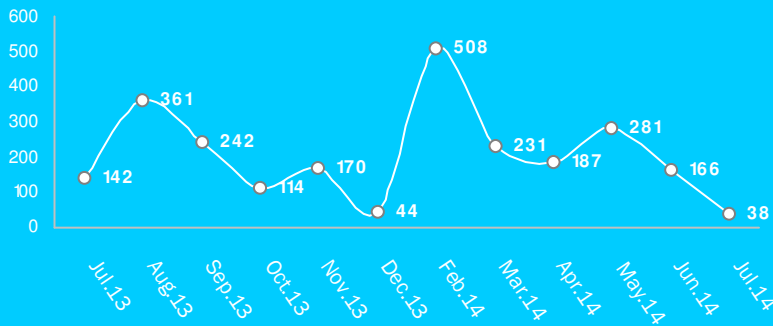


New Registrations include New Arrivals and New Births

Male Female

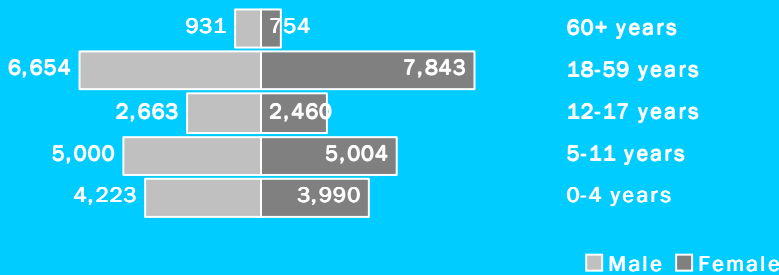
CUMULATIVE STATISTICS

Monthly New Registration Trends



New Registrations include New Arrivals and New Births

Cumulative Gender & age breakdown

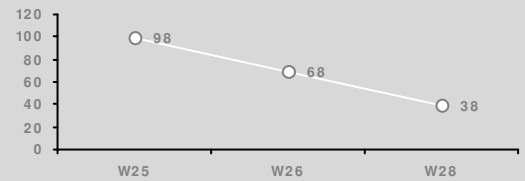


Male Female

Gender & age breakdown by standard sectoral categories

Education				Health			
Age Group	M	F	Total	Age Group	M	F	Total
3-5 years	2,612	2,532	5,144	0-5 months	496	401	897
6-13 years	5,019	5,009	10,028	6-23 months	1,093	1,085	2,178
14-17 years	1,738	1,537	3,275	24-35 months	927	887	1,814
				36-59 months	1,707	1,617	3,324
				<1 years	1,101	1,067	2,168
				1-4 years	3,122	2,923	6,045
				5-14 years	6,557	6,428	12,985
				15-49 years	6,993	8,162	15,155
				50+ years	1,698	1,471	3,169

Weekly New Registration Trends



New Registrations include New Arrivals and New Births

Weekly registration
(06-Jul-14 to 12-Jul-14)

TOTAL NEW REGISTRATION: 38

Newly registered HH: 0

Including

- New birth: 38 (100%)
- Minor: 38 (100%)
- Female: 21 (55%)
- Unaccompanied and separated children: 0
- Women at risk: 0

* All individuals with specific needs have been referred to concerned partners

* An individual may have more than one specific needs

INACTIVE/CLOSURE AND REACTIVATION:

- Died: 2
- Inactivation: 0
- Reactivation: 0
- Rejection: 0

Transfer IN:

Transfer OUT:

Cumulative statistics and trends

TOTAL POPULATION REGISTERED TO DATE:

- 39,522 individuals

- 9,226 households

-Female headed households: 3,122(34%)

Cumulative statistics

From 01-Jan-14 To 12-Jul-14

New Registered Refugees: 28

New Births: 1,383

Transfer IN:

Transfer OUT:

DORO - 43

KAYA - 999

GENDRASSA - 7

DORO - 174

CONTACT DETAILS

For specific data request, kindly contact

Juba Information Management Officer
tornieri@unhcr.org

Upper Nile Registration Officer
binene@unhcr.org
Upper Nile Registration Associate
amos@unhcr.org