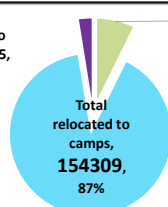


# Population profile of camps in Gambella - Post 15<sup>th</sup> December 20013 (as of 25-Jul-2014)

## Refugee Arrivals

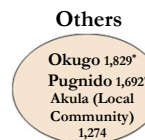
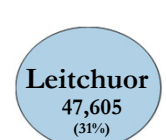
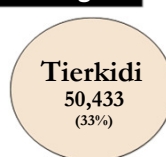
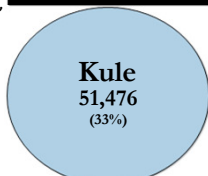
**TOTAL ARRIVALS**  
**177,777**

Awaiting relocation to camps, 11115, 6%



Missing for Relocation, 12353, 7%

## All CAMPS in Gambella region



**AVERAGE FAMILY SIZE**  
**3.9**

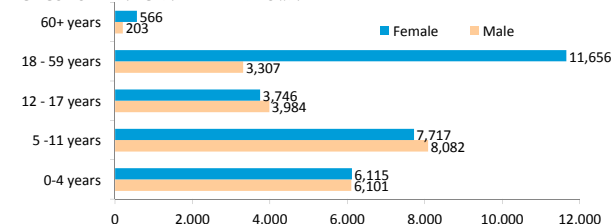
**TOTAL CAMPS population**  
**154,309**  
persons

## KULE camp

CAMP OPENED: 26 February, 2014

LEVEL 2 REGISTRATION : 90% FINISHED

### AGE COHORT AND GENDER BREAKDOWN



### AGE COHORT AND GENDER BREAKDOWN

Age Cohort	Male	Female	Total	%
0-4 years	6,101	6,115	12,216	24%
5-11 years	8,082	7,717	15,799	31%
12-17 years	3,984	3,746	7,730	15%
18-59 years	3,307	11,656	14,963	29%
60+ years	203	566	769	1%
<b>Total</b>	<b>21,677</b>	<b>29,799</b>	<b>51,476</b>	
%	42%	58%		

**AVERAGE FAMILY SIZE**  
**3.9**

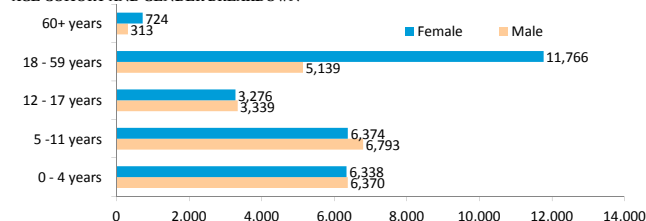
**KULE population**  
**51,476**  
persons

## TIERKIDI camp

CAMP OPENED: 17 May, 2014

LEVEL 2 REGISTRATION : 25% FINISHED

### AGE COHORT AND GENDER BREAKDOWN



### AGE COHORT AND GENDER BREAKDOWN

Age Cohort	Male	Female	Total	%
0-4 years	6,370	6,338	12,708	25%
5-11 years	6,793	6,374	13,167	26%
12-17 years	3,339	3,276	6,615	13%
18-59 years	5,139	11,766	16,905	34%
60+ years	313	724	1,037	2%
<b>Total</b>	<b>21,955</b>	<b>28,478</b>	<b>50,433</b>	
%	44%	56%		

**AVERAGE FAMILY SIZE**  
**4**

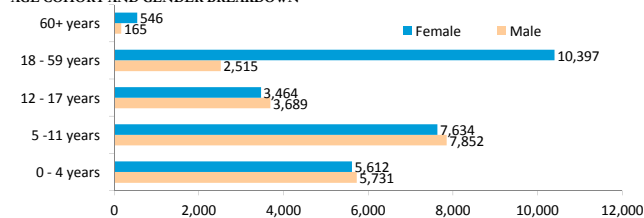
**TIERKIDI population**  
**50,433**  
persons

## LEITCHUOR camp

CAMP OPENED: 21 February, 2014

LEVEL 2 REGISTRATION : 100% FINISHED

### AGE COHORT AND GENDER BREAKDOWN



### AGE COHORT AND GENDER BREAKDOWN

Age Cohort	Male	Female	Total	%
0-4 years	5,731	5,612	11,343	24%
5-11 years	7,852	7,634	15,486	33%
12-17 years	3,689	3,464	7,153	15%
18-59 years	2,515	10,397	12,912	27%
60+ years	165	546	711	1%
<b>Total</b>	<b>19,952</b>	<b>27,653</b>	<b>47,605</b>	
%	42%	58%		

**AVERAGE FAMILY SIZE**  
**3.9**

**LEITCHUOR population**  
**47,605**  
persons

## OKUGO camp\*

**AVERAGE FAMILY SIZE**  
**3.1**

**OKUGO population**  
**1,829**  
persons

### AGE COHORT AND GENDER BREAKDOWN

Age Cohort	Male	Female	Total	%
0-4 years	267	240	507	28%
5-11 years	202	170	372	20%
12-17 years	65	73	138	8%
18-59 years	232	532	764	42%
60+ years	6	42	48	3%
<b>Total</b>	<b>772</b>	<b>1,057</b>	<b>1,829</b>	
%	42%	58%		

## PUGNIDO camp\*\*

### AGE COHORT AND GENDER BREAKDOWN

Age Cohort	Male	Female	Total	%
0-4 years	179	216	395	23%
5-11 years	222	245	467	28%
12-17 years	88	110	198	12%
18-59 years	179	421	600	35%
60+ years	14	18	32	2%
<b>Total</b>	<b>682</b>	<b>1,010</b>	<b>1,692</b>	
%	40%	60%		

**AVERAGE FAMILY SIZE**  
**3**

**PUGNIDO population**  
**1,692**  
persons

\*- This figure does not include the old caseload of 3,458 South Sudanese refugees registered pre 15th December 2013

\*\* - This figure does not include the old caseload of 42,904 South Sudanese refugees registered pre 15th December 2013