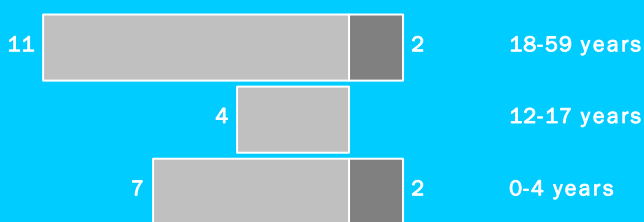


WEEKLY NEW REGISTRATION
Week 32 (03-Aug-14 to 09-Aug-14)

Gender & age breakdown



New Registrations include New Arrivals and New Births

Male Female

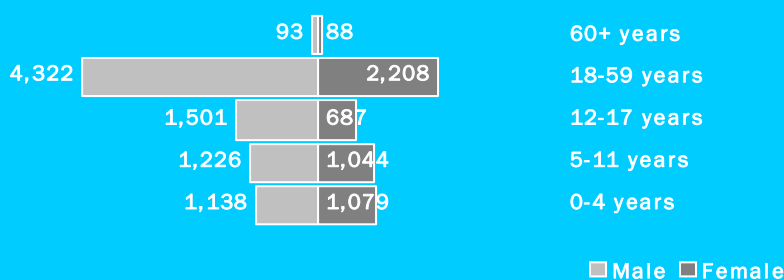
CUMULATIVE STATISTICS

Monthly New Registration Trends



New Registrations include New Arrivals and New Births

Cumulative Gender & age breakdown

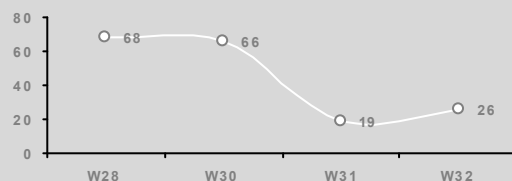


Male Female

Gender & age breakdown by standard sectoral categories

Education				Health			
Age Group	M	F	Total	Age Group	M	F	Total
3-5 years	658	647	1,305	0-5 months	105	77	182
6-13 years	1,377	1,100	2,477	6-23 months	369	321	690
14-17 years	1,142	453	1,595	24-35 months	214	212	426
				36-59 months	450	469	919
				<1 years	264	207	471
				1-4 years	874	872	1,746
				5-14 years	1,855	1,408	3,263
				15-49 years	5,066	2,451	7,517
				50+ years	221	168	389

Weekly New Registration Trends



New Registrations include New Arrivals and New Births

Weekly registration
(03-Aug-14 to 09-Aug-14)

TOTAL NEW REGISTRATION: 26
Newly registered HH: 12
Including
- New birth: 9 (35%)
- Minor: 13 (50%)
- Female: 4 (15%)
- Unaccompanied and separated children: 1
- Women at risk: 0
* All individuals with specific needs have been referred to concerned partners
* An individual may have more than one specific needs

INACTIVE/CLOSURE AND REACTIVATION:

- Died: 0
- Inactivation: 0
- Reactivation: 0
- Rejection: 0

Transfer IN:

Pariang - 1
Yida - 70

Transfer OUT:

Cumulative statistics and trends

TOTAL POPULATION REGISTERED TO DATE:

- **13,386 individuals**
- **4,783 households**
- Female headed households: 1,463(31%)

Cumulative statistics

From 01-Jan-14 To 09-Aug-14
New Registered Refugees: 3,661
New Births: 207

Transfer IN:

Juba - 5
Nyeel - 938
Pariang - 567
Yida - 8637

Transfer OUT:

Yida - 4
Juba - 6

CONTACT DETAILS

For specific data request, kindly contact

Juba Associate Registration/Data Management Officer
Rannie Mitchmael Cole - coler@unhcr.org

Unity Database Administrator
Tawanda Musina - tawanda@unhcr.org