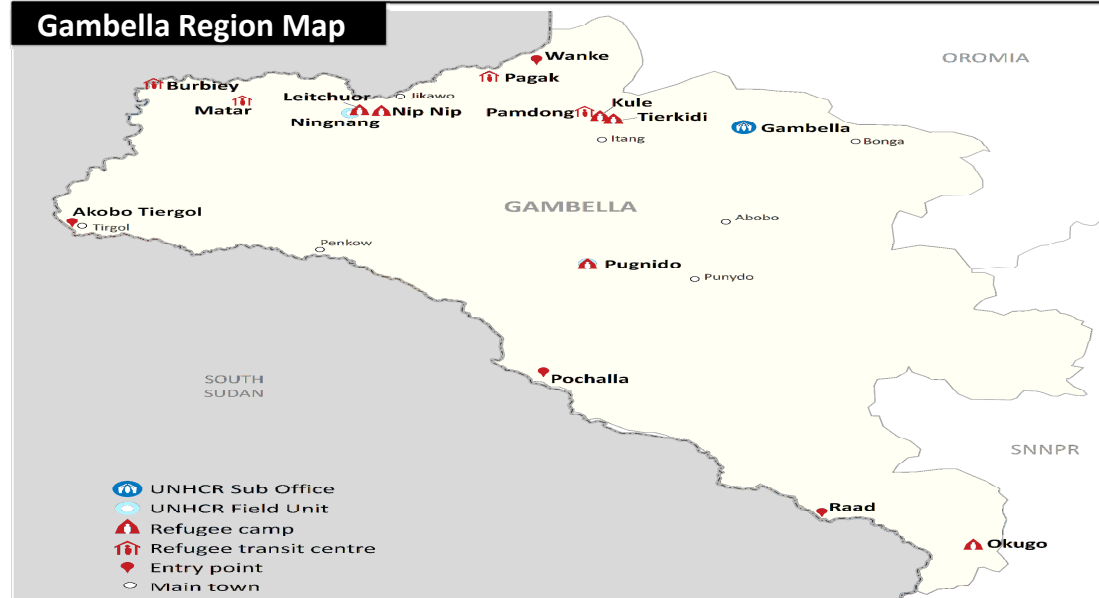


South Sudanese new arrivals in Gambella - Post 15th December 2013 (as of 1-Sep-2014)

Gambella Region Map



TOTAL ARRIVALS

188,539*
persons

AVERAGE
ARRIVALS per day
since start of 2014

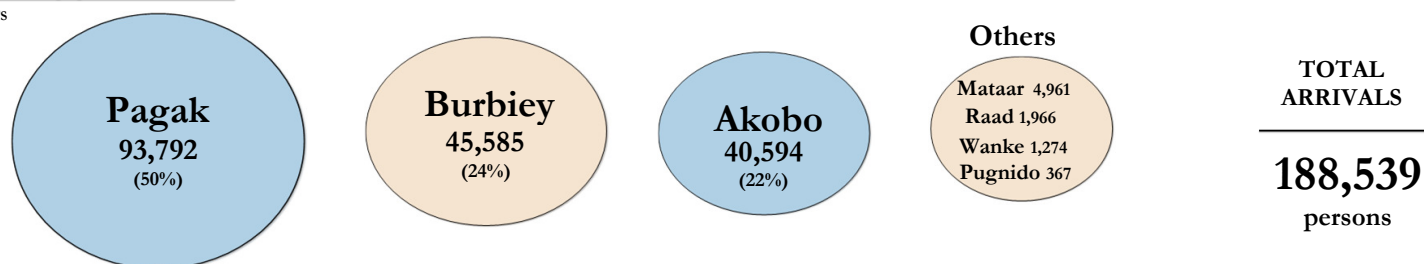
771
persons

AVERAGE
ARRIVALS per day
since last week

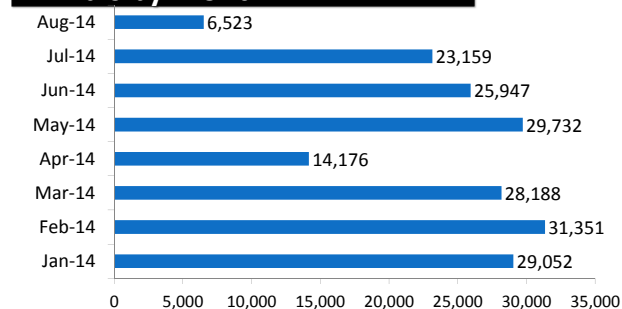
182
persons

Breakdown by entry points

New ARRIVALS BY ENTRY POINTS



Arrivals by Month



Arrivals Relocation Statistics

TOTAL ARRIVALS
188,539

Missing for Relocation



12353**
(6%)

TOTAL RELOCATED to camps

157,570
(84%)

AWAITING RELOCATION to camps

18,616
(10%)

Burbiey (in transit at Mataar) = 7,515
Akobo (in transit at Matar) = 2,791
Pagak = 5,843***
Pamdong = 2,467

*- This figure does not include the old caseload of 46,362 South Sudanese refugees registered pre 15th December 2013 [Breakdown: Pugnido = 42,904; Okugo = 3,855]

*- In addition to 188,049 South Sudanese refugees in Gambella region, there are 8,185 refugees at the camps in Assosa [Breakdown: Pre 15th Dec 2013 = 6,165; Post 15th Dec 2013 = 2,020]

** - Interviews with some refugees indicate that those with large livestock herds as well as traders and other categories were unwilling to move from border entry locations.

*** - Approx 6,750 new arrivals are awaiting registration at Pagak entry point.