

## KEY FIGURES

**42,680**

Asylum seekers since influx began in December 2013.

**3,196**

UAMS in Kakuma Camp.

**45**

SGBV cases reported in the past week.

**14**

Litres of water provided per person per day in Kakuma 4.

**76**

Number of beneficiaries to receive IGA grants from UNHCR this week.

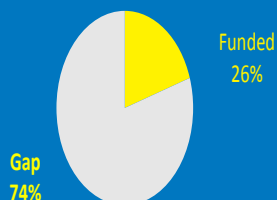
**3,116**

Number of roofed durable shelters in Kakuma 4.

## FUNDING

**USD 52 MILLION**

Requested for the operation



## PRIORITIES

- Continuous assessment and multi-agency interventions to families affected by floods.
- Increased monitoring/surveillance of malaria and diarrheal diseases.
- Intensify hygiene promotion among refugee population.
- Continue efforts to improve conditions of access roads in the camp.

## KENYA

### KAKUMA OPERATIONAL UPDATE

28<sup>TH</sup> AUGUST – 3<sup>RD</sup> SEPTEMBER 2014

## HIGHLIGHTS

- Kakuma experienced more rains from 2<sup>nd</sup> to 3<sup>rd</sup> September. Parts of the camp were flooded, some access roads to the camp were cut off and even parts of the UNHCR office compound were flooded.
- Refugees were unable to access some service points such as food distribution centres in Kakuma 1 and 3 which were flooded. One river was so flooded that accessibility to Kakuma 2, 3 and 4 was disrupted for several hours.



- As at 3<sup>rd</sup> September 2014, Kakuma had received 42,680 asylum seekers from South Sudan. This brings the total camp population to 178,110. As at 31<sup>st</sup> August 173,468 refugees had been registered by UNHCR and DRA.

# UPDATE ON ACHIEVEMENTS

## Achievements



### Camp Coordination and Camp Management

#### Achievements and Impact

- About 60ml of rainfall was experienced in Kakuma between 2<sup>nd</sup> and 3<sup>rd</sup> of September. The rains coupled with water flowing from rainfall in nearby Uganda have continued to cause rivers in Kakuma to flood, cutting off access roads, flooding parts of the camp, UNHCR and other NGOs compounds.
- Continuous assessments and multi-agency interventions have continued to assist affected families. These include relocation to dry and safer ground, distribution of plastic sheets to cover walls and unroofed shelters and distribution of NFIs to affected families.



### Protection

#### Achievements and Impact

- UNHCR and NCK managed to identify several spaces in the camp for relocation of UAMS from the reception centre. The exercise had stalled for some time due to lack of space. Some 50 tents were released to NCK for construction of shelters and relocations started on 2<sup>nd</sup> September 2014. UNHCR Child Protection team is currently conducting BIDs for the vulnerable cases and identifying foster/ group care for the UAM's as alternative care arrangements.
- As of 1<sup>st</sup> September, UNHCR had registered 973 UAMs and 3,716 separated children. There are currently 3,196 UAMs and 12,057 separated children in the camp.
- A hotline has been established for reporting on child protection and SGBV related issues.
- Forty SGBV survivors attended a 1-day group therapy session in Kakuma 4 on self-awareness, respect and peaceful coexistence to promote positive living.

#### Identified Needs and Remaining Gaps

- With the heavy rains, some activities are being affected as children are not able to access the play grounds due to flooding and most of the grounds are not conducive for play.



### Health

#### Achievements and Impact

- With the ongoing rains, UNHCR and IRC have heightened surveillance of diarrheal diseases across the camp. Daily data on new cases of watery diarrhea is being collected and analyzed in order to detect and respond early enough to a possible outbreak of cholera. As at 2<sup>nd</sup> September, no increase in the number of new cases of watery diarrhea had been recorded.
- Stockpiles of drugs and medical supplies are already in place. Cholera treatment centers have been identified and are being prepared. There are enough supplies pre-positioned to treat at least the first 100-200 cases of severe dehydration and 800 cases of moderate dehydration due to acute watery diarrhea/ cholera. IRC also has sufficient stocks of anti-malarial drugs and medical supplies to treat between 20,000 - 25,000 new cases of complicated and uncomplicated malaria.
- Watery diarrhea active case finding is ongoing in the camp and conversely, there was a decline in the number of diarrhea cases identified in the community in the past week.
- Mosquito nets are being distributed to families that did not have any and sensitization on their correct usage is ongoing. Community mobilization on prevention of cholera / acute watery diarrhea is also ongoing across the camp.



## Food Security and Nutrition

### Achievements and Impact

- WFP continues to provide Plumpy-Sup for rehabilitation of moderately malnourished children, Corn- Soya Blend (CSB) for blanket supplementary feeding of lactating women, pregnant women and medical cases and Super Cereal for blanket supplementary feeding of children aged 6 -23 months old.
- All malnourished children identified in the past week were enrolled in appropriate feeding programmes for rehabilitation. In addition, all other children aged 6-23 months (not malnourished) were enrolled in the blanket supplementary programme.



## Water and Sanitation

### Achievements and Impact

- Following the rains, UNHCR in conjunction with NRC assessed the latrines in the camp and established that as of 2<sup>nd</sup> September, 149 pit latrines were damaged by the rains. 68 totally collapsed, 59 filled up with water but did not overflow and 22 filled up with water and overflowed. Those that collapsed were being backfilled and replaced; those that filled with water are being monitored to see whether the water level would recede. In the event that the water level does not recede within a week, they will be replaced before backfilling them.
- Decontamination of stagnant water polluted with the contents of the overflowed latrines was done using chlorine.
- 8,030 aqua tablets for home disinfection of water were distributed to households in Kakuma 1 and 2 that collected water from tap-stands in flooded areas. Chlorine dosage at borehole level was doubled to 2mg / litre and 1 mg/litre at the tap-stand level to deal with any possible excess contamination occasioned by the floods.
- Water supply to Kakuma 2 was temporarily disrupted as the cast iron pipeline from Kakuma 1 was washed away by the floods. However, supply was restored shortly after the rains using a plastic pipe. By the 2<sup>nd</sup> of September, an appropriate pipeline had been installed. Per capita distribution is currently at an average of 14 litres per day.



## Shelter and NFIs

### Achievements and Impact

- The Shelter Cluster led by UNHCR and co-led by NCKC roofed 211 durable shelters in Kakuma 4 in the past week. In total, 3,116 shelters have been roofed so far.
- UNHCR distributed some 51 light weight tents through NCKC for families that were displaced by the floods.

### Identified Needs and Remaining Gaps

- The need for land remains a critical and urgent one as there is no more space in Kakuma to put up more shelters. The regular relocations from the reception centre have also stalled as a result and with the rains, the need for dry, safe areas for relocations is urgent.



## Access to Energy

- NRC has completed construction of a firewood distribution centre in Kakuma 4 which will serve all residents of the site. The initial distribution point that was being used was temporary.
- Firewood has been distributed to 53 households that were affected by the floods. WFP in coordination with Food for the Hungry (FH) will begin distribution of 3,500 energy-saving stoves to residents of Kakuma 4. A training on proper usage of the stoves started on 25<sup>th</sup> August and distribution will be done together with NRC. Each household will be issued with one stove.



## Community Empowerment and Self-Reliance

- UNHCR processed IGA grants for 45 SGBV survivors and 31 foster parents in the past week and disbursement of grants will begin this week.
- UNHCR and LWF facilitated a youth cultural festival from 28<sup>th</sup> – 30<sup>th</sup> of August in three youth centers. The festival, whose theme was *“One youth not fighting alcohol & drug abuse is too many,”* was aimed at positively engaging the youth’s free time and educating them on positive cultural values. It also focused on promoting peaceful coexistence among the communities living in the camp. Some 4,200 youth participated in the event.

## Working in partnership

- UNHCR continues to work closely with the Government, DRA and other partners to ensure support to refugees and asylum seekers is assured. There have been consistent bi-weekly Inter-Agency meetings chaired by UNHCR and co-chaired by DRA to address the emergency response and issues arising since the start of the influx.

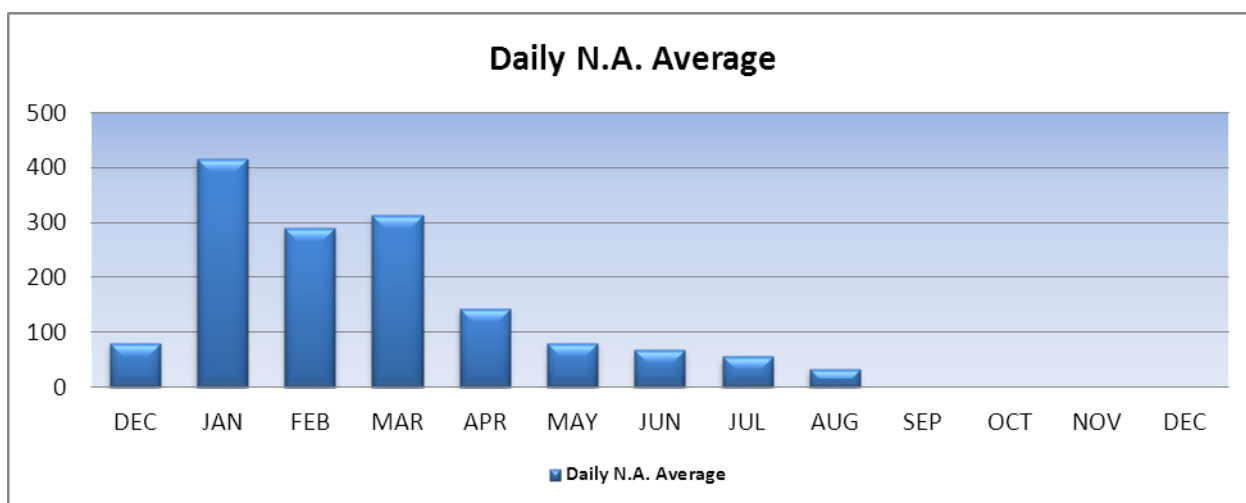
## FINANCIAL INFORMATION

Total recorded contributions for the operation amount to **US\$ 28.05 million**, including **US\$ 14.8 million** for the situation.

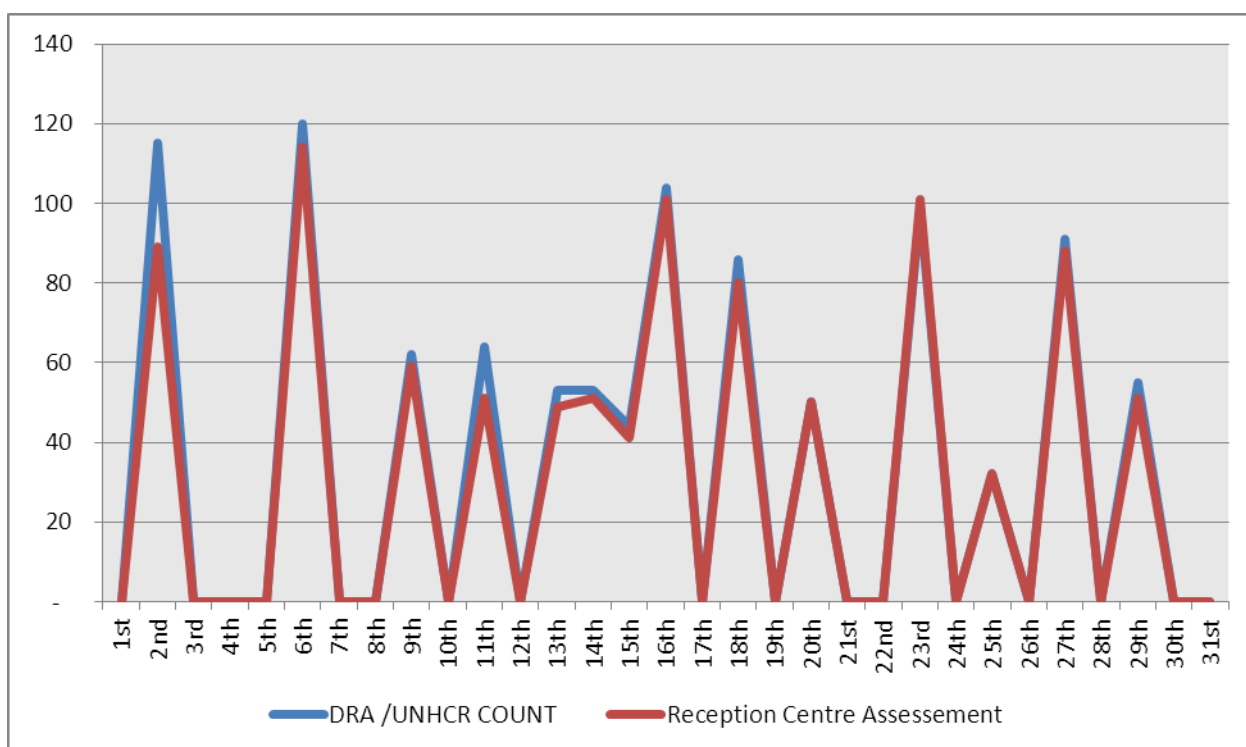
UNHCR is grateful for the critical support provided by donors who have contributed to this operation as well as those who have contributed to UNHCR programmes with unearmarked and broadly earmarked funds.

# ANNEXES

## 1. Daily New Arrivals Average



## 2. Daily New Arrivals statistics – August 2014



## New Arrivals Registration Trends by Date - 2014

\* Data based on actual persons registered in the UNHCR refugee database (proGres)

Persons of Concern have to be registered by the Government before approaching the UNHCR registration desk.

Month	Day	Total*	Adults	Children	Female	Male	Somali	South Sudan	Sudan	Burundi	Ethiopia	Congo DRC	Other
Jan		3,633	1,145	2,488	1,824	1,809	106	2,978	218	128	65	133	5
Feb		6,102	1,889	4,213	3,173	2,929	129	5,366	340	114	50	95	8
March		8,237	2,555	5,682	4,113	4,124	100	7,710	165	96	59	90	17
April		3,204	1,017	2,187	1,627	1,577	61	2,980	69	20	23	47	4
May		3,590	1,138	2,452	1,802	1,788	50	3,353	79	4	52	44	8
June		6,252	1,966	4,286	3,134	3,118	186	5,674	150	38	92	82	30
July		7,041	2,371	4,670	3,497	3,544	136	6,303	193	175	60	140	34
Aug	04-09-14	159	55	104	71	88	7	131	5	2	2	9	3
	05-09-14	158	69	89	73	85	5	141	1	5	2	3	1
	06-09-14	193	94	99	66	127	-	182	7	2	-	-	2
	07-09-14	180	60	120	77	103	1	144	8	23	2	-	2
	08-09-14	74	22	52	40	34	-	70	-	2	-	2	-
	11-09-14	192	91	101	82	110	12	143	3	22	3	2	7
	12-09-14	225	79	146	104	121	8	200	4	6	3	-	4
	13-09-14	296	96	200	172	124	2	284	8	-	-	-	2
	14-09-14	366	112	254	158	208	7	319	13	12	4	4	7
	15-09-14	31	15	16	12	19	2	12	1	12	-	4	-
	18-09-14	109	44	65	55	54	21	21	-	39	-	23	5
	19-09-14	218	81	137	101	117	11	181	9	15	1	-	1
	20-09-14	270	87	183	129	141	3	255	10	-	2	-	-
	21-09-14	224	80	144	116	108	-	216	7	-	-	1	-
	22-09-14	116	29	87	55	61	1	114	1	-	-	-	-
	25-09-14	110	51	59	41	69	28	78	-	-	-	4	-
	26-09-14	255	81	174	113	142	4	219	3	11	2	15	1
	27-09-14	176	62	114	100	76	3	117	9	34	1	11	1
	28-09-14	229	79	150	105	124	-	191	4	29	1	4	-
	29-09-14	49	17	32	22	27	-	47	-	1	1	-	-
Aug Total		3,630	1,304	2,326	1,692	1,938	115	3,065	93	215	24	82	36
Total		41,689	13,385	28,304	20,862	20,827	883	37,429	1,307	790	425	713	142

### Contacts:

Cathy Wachiaya, Public Information Officer, [wachiaya@unhcr.org](mailto:wachiaya@unhcr.org), Tel: +41227397530 Cell +254 728 602469

Girma Gebre-Kristos, Head of Sub-Office, [gebrekr@unhcr.org](mailto:gebrekr@unhcr.org), Tel: +41227397530, Cell +257 728 602464

### Links:

Regional portal <http://data.unhcr.org/SouthSudan/regional.php> Twitter: @UNHCR\_Kenya Facebook: UNHCR Kenya