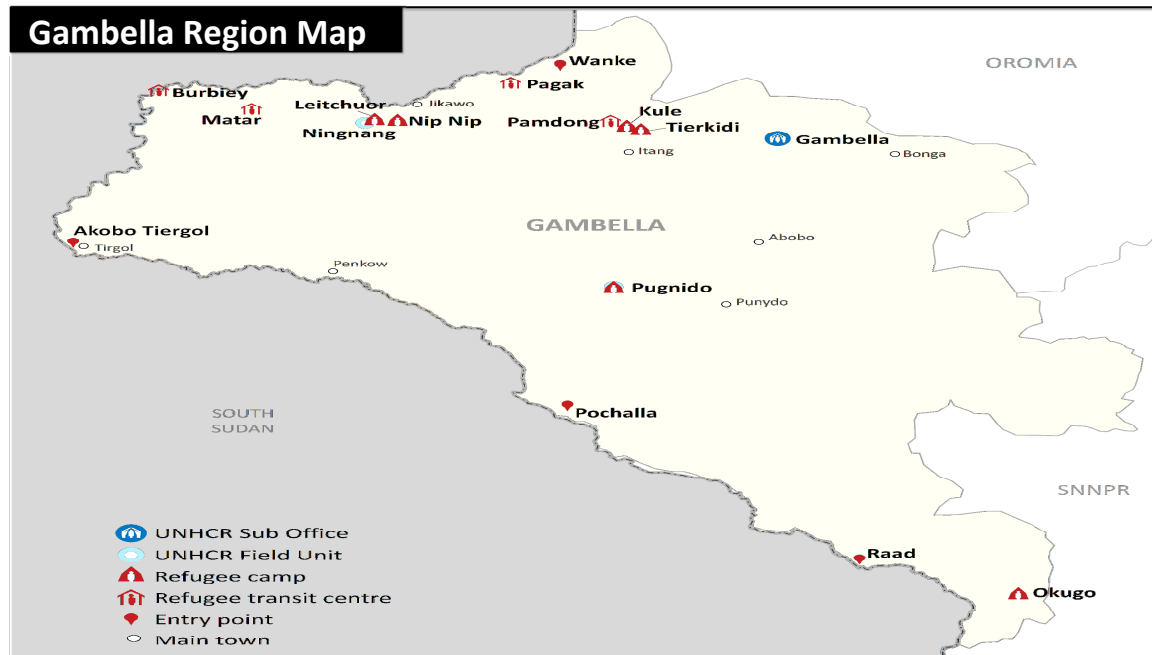


South Sudanese new arrivals in Gambella - Post 15th December 2013 (as of 30-Sep-2014)

Gambella Region Map



TOTAL ARRIVALS

189,539*
persons

AVERAGE
ARRIVALS per day
since start of 2014

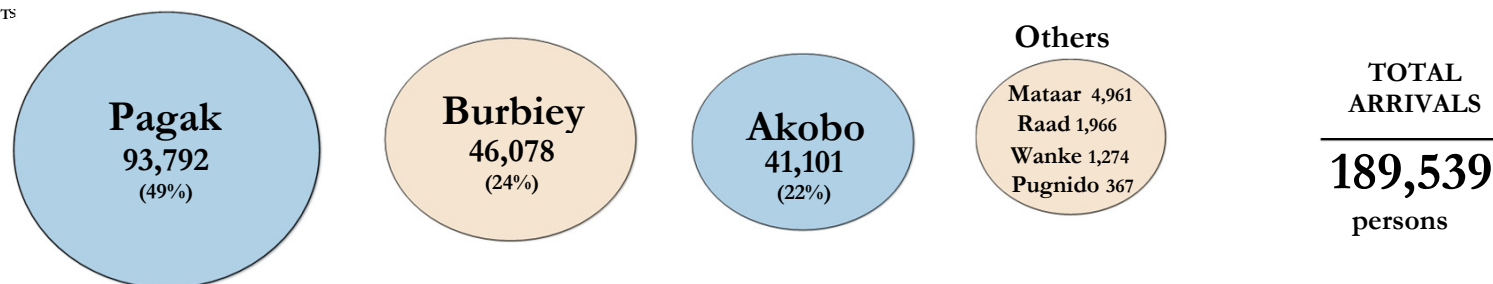
697
persons

AVERAGE
ARRIVALS per day
since last week

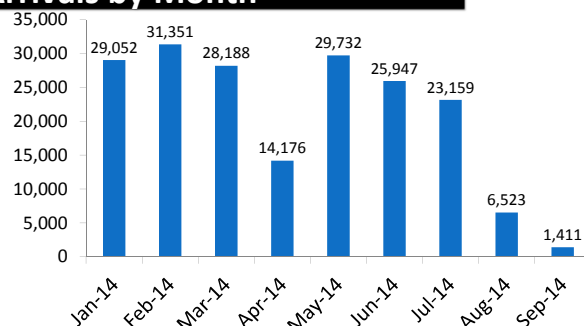
92
persons

Breakdown by entry points

New ARRIVALS BY ENTRY POINTS



Arrivals by Month



Arrivals Relocation Statistics

TOTAL
ARRIVALS

189,539
Persons

Missing for
Relocation



12,353**
(7%)

TOTAL
RELOCATED
to camps

157,570
(83%)

AWAITING
RELOCATION
to camps

19,616
(10%)

Burbiey (in transit at Mataar) = 8,008
Akobo (in transit at Mataar) = 3,298
Pagak = 5,843***
Pamdong = 2,467

*- This figure does not include the old caseload of 46,362 South Sudanese refugees registered pre 15th December 2013 [Breakdown: Pugnido = 42,904; Okugo = 3,855]

* - In addition to 189,539 South Sudanese refugees in Gambella region, there are 8,656 refugees at the camps in Assosa [Breakdown: Pre 15th Dec 2013 = 6,161; Post 15th Dec 2013 = 2,495]

** - Interviews with some refugees indicate that those with large livestock herds as well as traders and other categories were unwilling to move from border entry locations.

*** - Approx 6,750 new arrivals are awaiting registration at Pagak entry point.