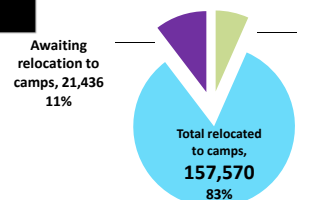


# Population profile of camps in Gambella - Post 15<sup>th</sup> December 20013 (as of 14-November-2014)

## Refugee Arrivals

**TOTAL ARRIVALS**  
**191,359**



## All CAMPS in Gambella region

**Tierkidi**  
48,783  
(31%)

**Leitchuor**  
47,806  
(30%)

**Kule**  
46,034  
(29%)

**Others**  
Okugo 2,134\*  
Pugnido 1,827\*  
Akula (Local Community) 1,274  
Nip Nip 2,888

absentees during camp registration  
**6,824**  
Kule=4,062  
Tierkidi=2,762

**AVERAGE FAMILY SIZE**  
**3.9**

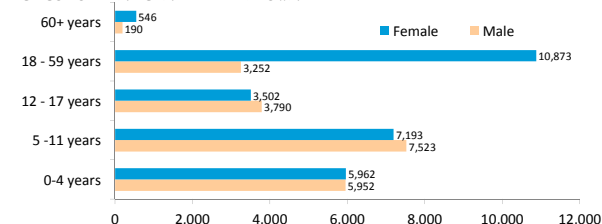
**TOTAL CAMPS population**  
**157,570**  
persons

## TIERKIDI camp

CAMP OPENED: 26 February, 2014

LEVEL 2 REGISTRATION : 100% FINISHED

### AGE COHORT AND GENDER BREAKDOWN



### AGE COHORT AND GENDER BREAKDOWN

| Age Cohort    | Male          | Female        | Total         | %   |
|---------------|---------------|---------------|---------------|-----|
| 0-4 years     | 5,952         | 5,962         | 11,914        | 25% |
| 5 -11 years   | 7,523         | 7,193         | 14,716        | 30% |
| 12 - 17 years | 3,790         | 3,502         | 7,292         | 15% |
| 18 - 59 years | 3,252         | 10,873        | 14,125        | 29% |
| 60+ years     | 190           | 546           | 736           | 2%  |
| <b>Total</b>  | <b>20,707</b> | <b>28,076</b> | <b>48,783</b> |     |
| %             | 42%           | 58%           |               |     |

**AVERAGE FAMILY SIZE**  
**4**

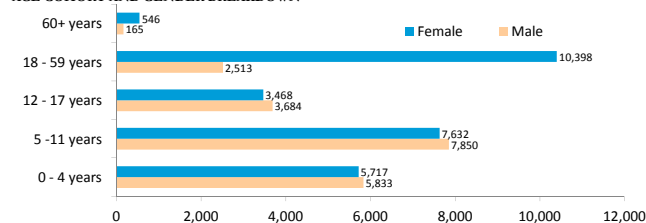
**TIERKIDI population**  
**48,783**  
persons

## LEITCHUOR camp

CAMP OPENED: 21 January, 2014

LEVEL 2 REGISTRATION : 100% FINISHED

### AGE COHORT AND GENDER BREAKDOWN



### AGE COHORT AND GENDER BREAKDOWN

| Age Cohort    | Male          | Female        | Total         | %   |
|---------------|---------------|---------------|---------------|-----|
| 0 - 4 years   | 5,833         | 5,717         | 11,550        | 24% |
| 5 -11 years   | 7,850         | 7,632         | 15,482        | 33% |
| 12 - 17 years | 3,684         | 3,468         | 7,152         | 15% |
| 18 - 59 years | 2,513         | 10,398        | 12,911        | 27% |
| 60+ years     | 165           | 546           | 711           | 1%  |
| <b>Total</b>  | <b>20,045</b> | <b>27,761</b> | <b>47,806</b> |     |
| %             | 42%           | 58%           |               |     |

**AVERAGE FAMILY SIZE**  
**3.9**

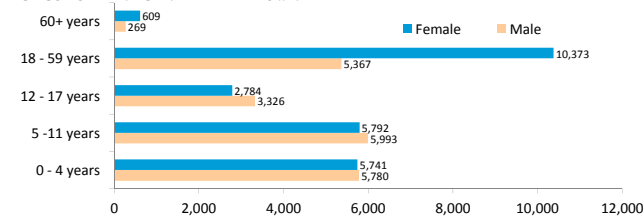
**LEITCHUOR population**  
**47,806**  
persons

## KULE camp

CAMP OPENED: 17 May, 2014

LEVEL 2 REGISTRATION : 100% FINISHED

### AGE COHORT AND GENDER BREAKDOWN



### AGE COHORT AND GENDER BREAKDOWN

| Age Cohort    | Male          | Female        | Total         | %   |
|---------------|---------------|---------------|---------------|-----|
| 0 - 4 years   | 5,780         | 5,741         | 11,521        | 25% |
| 5 -11 years   | 5,993         | 5,792         | 11,785        | 26% |
| 12 - 17 years | 3,326         | 2,784         | 6,110         | 13% |
| 18 - 59 years | 5,367         | 10,373        | 15,740        | 34% |
| 60+ years     | 269           | 609           | 878           | 2%  |
| <b>Total</b>  | <b>20,735</b> | <b>25,299</b> | <b>46,034</b> |     |
| %             | 45%           | 55%           |               |     |

**AVERAGE FAMILY SIZE**  
**3.8**

**KULE population**  
**46,034**  
persons

## OKUGO camp\*

**AVERAGE FAMILY SIZE**

**2.5**

**OKUGO population**  
**2,134**  
persons

### AGE COHORT AND GENDER BREAKDOWN

| Age Cohort    | Male       | Female       | Total        | %   |
|---------------|------------|--------------|--------------|-----|
| 0 - 4 years   | 258        | 259          | 517          | 24% |
| 5 -11 years   | 250        | 213          | 463          | 22% |
| 12 - 17 years | 81         | 96           | 177          | 8%  |
| 18 - 59 years | 324        | 600          | 924          | 43% |
| 60+ years     | 8          | 45           | 53           | 2%  |
| <b>Total</b>  | <b>921</b> | <b>1,213</b> | <b>2,134</b> |     |
| %             | 43%        | 57%          |              |     |

## PUGNIDO camp\*\*

### AGE COHORT AND GENDER BREAKDOWN

| Age Cohort    | Male       | Female       | Total        | %   |
|---------------|------------|--------------|--------------|-----|
| 0 - 4 years   | 193        | 232          | 425          | 23% |
| 5 -11 years   | 236        | 254          | 490          | 27% |
| 12 - 17 years | 99         | 118          | 217          | 12% |
| 18 - 59 years | 210        | 453          | 663          | 36% |
| 60+ years     | 14         | 18           | 32           | 2%  |
| <b>Total</b>  | <b>752</b> | <b>1,075</b> | <b>1,827</b> |     |
| %             | 41%        | 59%          |              |     |

**AVERAGE FAMILY SIZE**  
**3**

**PUGNIDO population**  
**1,827**  
persons

\*- This figure does not include the old caseload of 3,952 South Sudanese refugees registered pre 15th December 2013

\*\* - This figure does not include the old caseload of 43,213 South Sudanese refugees registered pre 15th December 2013