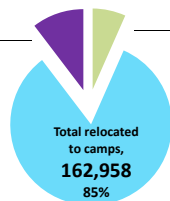


**Refugee Arrivals**

**TOTAL ARRIVALS**  
**191,375**

Awaiting relocation to camps, 16,064  
9%



Missing for Relocation, 12,353  
6%

**All CAMPS in Gambella region**

**Tierkidi**  
49,017  
(30%)

**Leitchuor**  
47,733  
(29%)

**Kule**  
46,112  
(28%)

**Others**  
Okugo 2,156\*  
Pugnido 7303\*  
Akula (Local Community) 1,274  
Nip Nip 2,888

absentees during camp registration  
**6,475**  
Kule=3,957  
Tierkidi=2,518

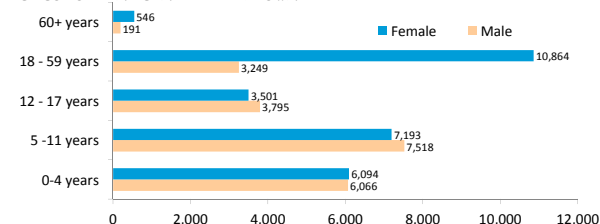
**AVERAGE FAMILY SIZE**  
**3.9**

**TOTAL CAMPS population**  
**162,958**  
persons

**TIERKIDI camp**

CAMP OPENED: 26 February, 2014      LEVEL 2 REGISTRATION : 100% FINISHED

AGE COHORT AND GENDER BREAKDOWN



AGE COHORT AND GENDER BREAKDOWN

Age Cohort	Male	Female	Total	%
0-4 years	6,066	6,094	12,160	25%
5 - 11 years	7,518	7,193	14,711	30%
12 - 17 years	3,795	3,501	7,296	15%
18 - 59 years	3,249	10,864	14,113	29%
60+ years	191	546	737	1%
<b>Total</b>	<b>20,819</b>	<b>28,198</b>	<b>49,017</b>	
%	42%	58%		

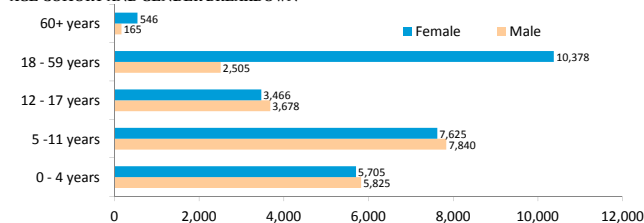
**AVERAGE FAMILY SIZE**  
**4**

**TIERKIDI population**  
**49,017**  
persons

**LEITCHUOR camp**

CAMP OPENED: 21 January, 2014      LEVEL 2 REGISTRATION : 100% FINISHED

AGE COHORT AND GENDER BREAKDOWN



AGE COHORT AND GENDER BREAKDOWN

Age Cohort	Male	Female	Total	%
0 - 4 years	5,825	5,705	11,530	24%
5 - 11 years	7,840	7,625	15,465	33%
12 - 17 years	3,678	3,466	7,144	15%
18 - 59 years	2,505	10,378	12,883	27%
60+ years	165	546	711	1%
<b>Total</b>	<b>20,013</b>	<b>27,720</b>	<b>47,733</b>	
%	42%	58%		

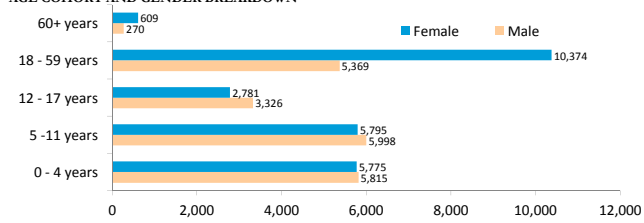
**AVERAGE FAMILY SIZE**  
**3.9**

**LEITCHUOR population**  
**47,733**  
persons

**KULE camp**

CAMP OPENED: 17 May, 2014      LEVEL 2 REGISTRATION : 100% FINISHED

AGE COHORT AND GENDER BREAKDOWN



AGE COHORT AND GENDER BREAKDOWN

Age Cohort	Male	Female	Total	%
0 - 4 years	5,815	5,775	11,590	25%
5 - 11 years	5,998	5,795	11,793	26%
12 - 17 years	3,326	2,781	6,107	13%
18 - 59 years	5,369	10,374	15,743	34%
60+ years	270	609	879	2%
<b>Total</b>	<b>20,778</b>	<b>25,334</b>	<b>46,112</b>	
%	45%	55%		

**AVERAGE FAMILY SIZE**  
**3.8**

**KULE population**  
**46,112**  
persons

**OKUGO camp\***

**PUGNIDO camp\*\*** (extrapolated data)

LEVEL 2 REGISTRATION : 47% FINISHED

**AVERAGE FAMILY SIZE**  
**2.5**

**OKUGO population**  
**2,156**  
persons

AGE COHORT AND GENDER BREAKDOWN

Age Cohort	Male	Female	Total	%
0 - 4 years	255	259	514	24%
5 - 11 years	256	216	472	22%
12 - 17 years	82	97	179	8%
18 - 59 years	334	603	937	43%
60+ years	9	45	54	3%
<b>Total</b>	<b>936</b>	<b>1,220</b>	<b>2,156</b>	
%	43%	57%		

AGE COHORT AND GENDER BREAKDOWN

Age Cohort	Male	Female	Total	%
0 - 4 years	821	872	1,693	24%
5 - 11 years	964	926	1,890	26%
12 - 17 years	592	430	1,022	14%
18 - 59 years	1,005	1,584	2,589	35%
60+ years	43	66	109	1%
<b>Total</b>	<b>3,425</b>	<b>3,878</b>	<b>7,303</b>	
%	47%	53%		

**AVERAGE FAMILY SIZE**  
**3.2**

**PUGNIDO population**  
**7,303**  
persons

\*- This figure does not include the old caseload of 3,952 South Sudanese refugees registered pre 15th December 2013

\*\* - This figure does not include the old caseload of 43,213 South Sudanese refugees registered pre 15th December 2013. The breakdown of 7303 = New arrivals in Pugnido:1921 + New Arrivals relocated from Matar:5382