

KEY FIGURES

45,627

Asylum seekers since influx began in December 2013.

2,669

UAMS in Kakuma Camp.

77

SGBV survivors in safe shelters in the camp.

20.1

Litres of water provided per person per day in Kakuma 4.

80%

Amount by which food rations have been increased for 2nd December food distribution cycle.

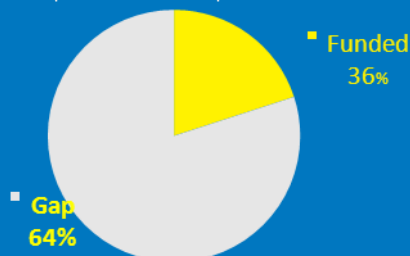
6,528

Number of roofed durable shelters in Kakuma 4.

FUNDING

USD 52 MILLION

Requested for the operation



PRIORITIES

- Continuously engage the youth and community leaders to enhance peace among communities.
- Relocating vulnerable families to T-shelters in Kakuma 4.
- Monitor trends of daily new arrivals and their unhindered access to asylum.

KENYA

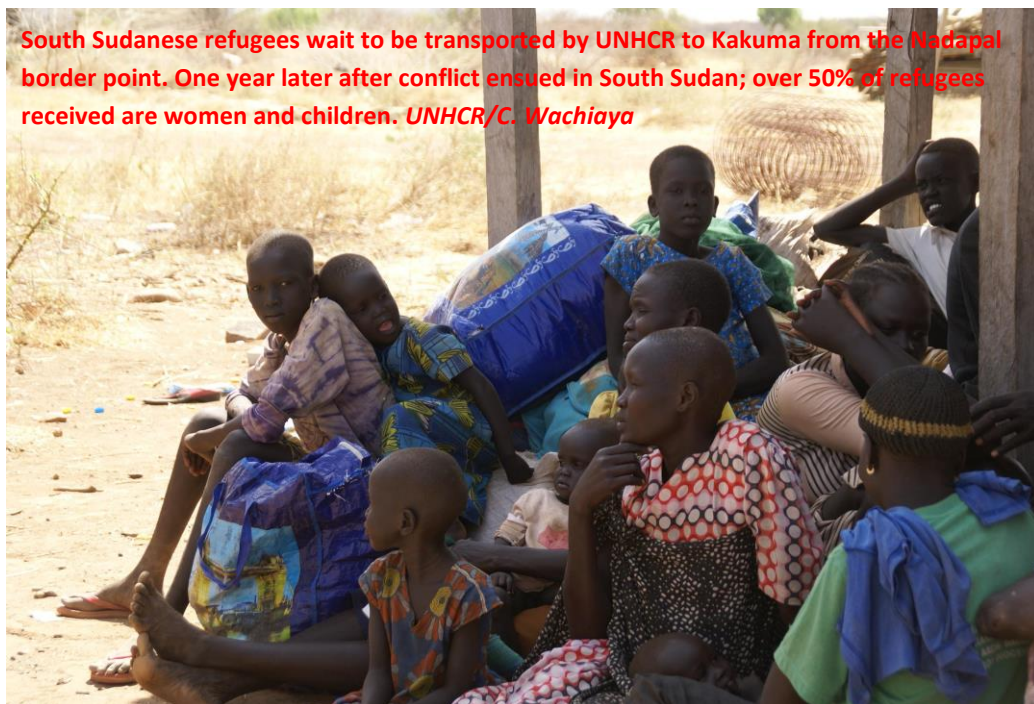
KAKUMA OPERATIONAL UPDATE

18th – 31st DECEMBER 2014

HIGHLIGHTS

- As at 31st December 2014, Kakuma had received 45,627 asylum seekers from South Sudan. This brings the total camp population to 179,396. As at 31st December 178,079 refugees had been registered by UNHCR and DRA, with South Sudanese making up 49.4% of the registered population.
- On 17th December 2014, UNHCR joined other humanitarian agencies in launching the Regional Response Plan for the South Sudan emergency situation. The launch comes shortly after the first anniversary of the South Sudan conflict which broke out on 15th December 2013. Over 2 million people have been displaced by the conflict so far with almost 490, 000 refugees fleeing to neighboring countries. Over 60% of these are children, making the South Sudan situation be referred to as “A Children’s Crisis.” UNHCR and other partners have made a joint appeal for USD 810 million to support the refugee situation in the region.

South Sudanese refugees wait to be transported by UNHCR to Kakuma from the Nadapal border point. One year later after conflict ensued in South Sudan; over 50% of refugees received are women and children. UNHCR/C. Wachiaya



UPDATE ON ACHIEVEMENTS

Operational Context

- UNHCR has continued field border monitoring teams to visit Nadapal three days a week with the aim of ensuring that asylum seekers received at the border have unhindered access to asylum in Kenya and are treated humanely. The trend of daily arrivals from Nadapal has declined significantly over the past months to an average of 50 arrivals per week. The situation is being monitored closely with IP staff stationed at the Nadapal Transit Centre for any possible surge of arrivals that may require revision of the frequency of convoys from the current weekly trips (scheduled on Fridays).
- Meeting was held with Host community Refugees DRA and county security team to brief refugees on matters of security. Minimum restrictions on night movement were imposed during the Christmas. No major incident was report in the camp or Nadapal Transit Center. The Christmas and New Year festivals were celebrated peacefully.

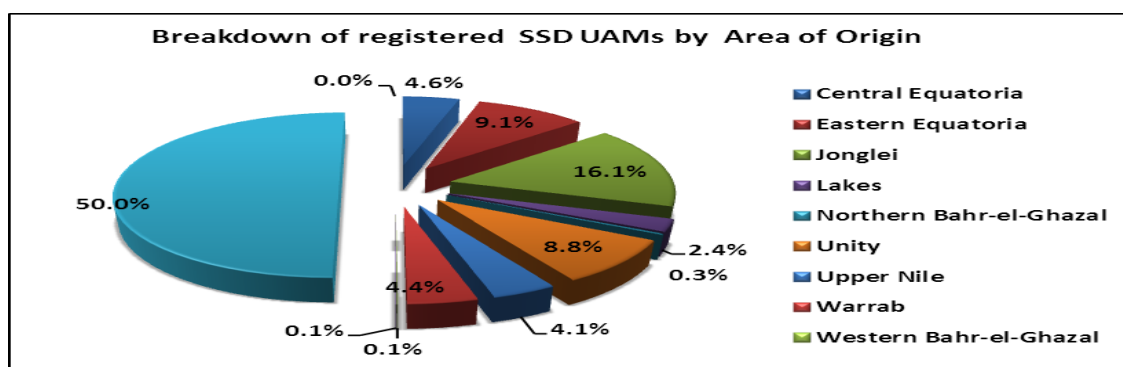
Achievements

Protection

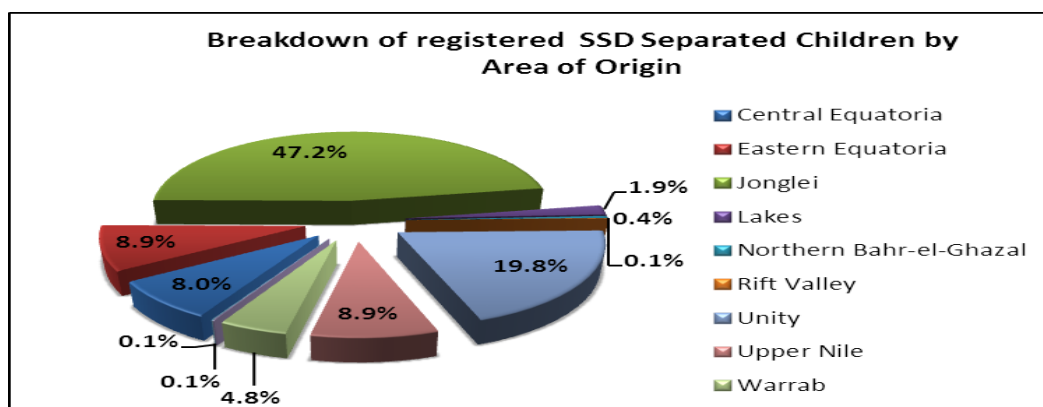
Achievements and Impact

Every week, the child protection data's change as new arrivals come in, some children are reunified with their family hence changing status leading to reduction/ increase in number of UASC.

- 1085 UAMs including 778 (150 F & 628 M) South Sudanese UAMs have been registered since December 2013 bringing the cumulative number of registered UAMs in Kakuma to 2669. The breakdown of the registered South Sudanese by area of origin is reflected in the graph below



- 4450 separated children including 3,988 (2441 m & 1547 f) South Sudanese have been registered since December 2013 bringing the cumulative number of registered separated children to 11,442 in Kakuma. Break down of South Sudanese SC by area of origin registered is reflected in the graph below.



- On 31st December, 2014, 62 POCs were transported from the transit centre to Kakuma reception centre, among were 19 unaccompanied minors.

Identified Needs and Remaining Gaps

- UNHCR continues to monitor the trend of South Sudanese asylum seekers/refugees crossing back to South Sudan especially following reports of genuine asylum seekers being charged visa fees by immigration officials at the border. UNHCR insists that the charging of visa fees is unwarranted and goes against Kenyan and International law especially in the absence of proper vetting mechanisms at the border to determine genuine asylum seekers and ordinary travelers. The Government through DRA is having discussions at Nairobi level to chart a way forward to handle this issue which remains a challenge to unhindered access to asylum for South Sudanese refugees.



Health

Achievements and Impact

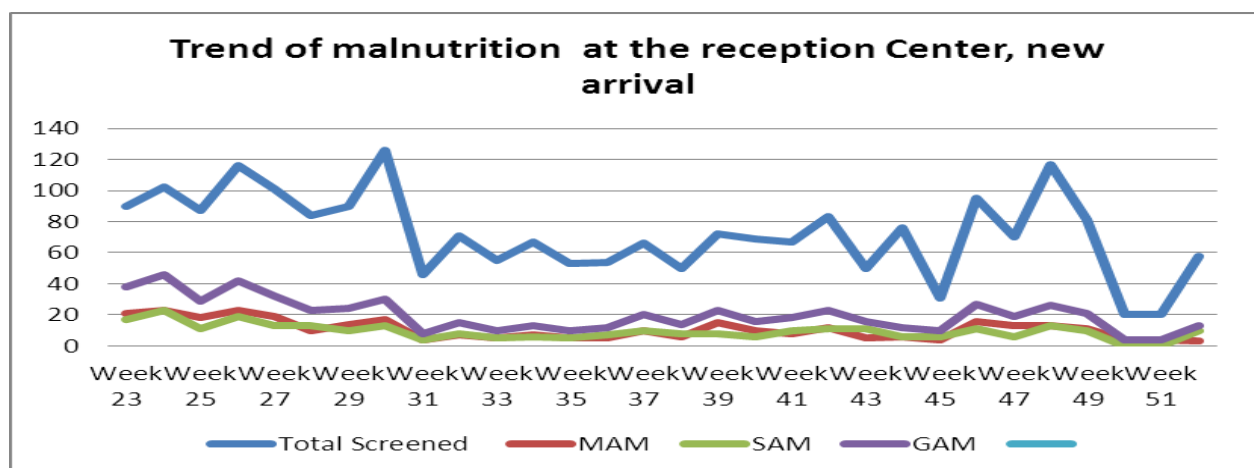
- The overall health status of the new arrivals and of the pre-existing camp population remained stable. The U-5 mortality rate remained at around 0.2/10,000/day and crude mortality rate at about 0.05/10,000/ day compared to UNHCR standard of $\leq 1/10,000^*/\text{day}$ for U-5 and $\leq 0.5/10,000^*/\text{day}$ for crude.



Food Security and Nutrition

Achievements and Impact

- New arrivals from South Sudan have been supported at the reception centre; children under five, pregnant and lactating mothers were screened for malnutrition using weight for height and Mid Upper Arm Circumference. A total of 80 children 6-59 months were screened in this period among these 14 with moderate acute malnutrition and 13 with severe acute malnutrition, with proportion of 33.7 % acutely malnourished (GAM). The following chart shows the trend of malnutrition at the reception centre from week 23 to week 52.



- Standardized expanded nutrition survey was conducted from 17th November to 3rd December; data was disaggregated to see the prevalence of malnutrition in new arrival, the GAM and SAM rate of 9.5 and 0.5 respectively.
- Food/soap distribution to the general population was conducted from 16th to 21st Dec, 2014. The distribution covered one month, next will start on 16th January, 2015.
- The food ration provided was at 80%, this was an increase from the previous which was 60% following ration cut initiated in early December. Despite the increase in rations the number of individuals who did not turn up to collect continued to increase, 5000 individuals were recorded as no show during this distribution.

- WFP and Partners are exploring the possibilities of doing food distributions on a monthly basis as recommended in several documented reports and also as measure to save funding that could be used to fill in gaps on shortages that may be experience in the future.

Water and Sanitation

Achievements and Impact

- The latrine to user ratio in Kakuma 4 is currently at 1:19 which is within the emergency threshold of 1:50. NRC has managed to complete construction of targeted number of family shared and household latrines - there are currently 1,755 family shared latrines and 600 household latrines. Contingency stocking for latrine materials and hygiene promotion materials for 2015 has begun.
- Per capita water distribution in Kakuma 4 is currently at 20.1 l/p/d, an increase from the previous week's 17.4 l/p/d. This increase was occasioned by thorough monitoring, increased pumping hours and repair of leaking pipelines. Additionally, efforts by UNHCR and LWF to increase water supply through the extension of the water pipeline and construction of elevated water tanks has boosted supply.
- A newly finished borehole drilled by World Vision International is currently undergoing pump testing and water samples are being analyzed. One borehole was drilled to replace borehole No. 6 whose yield has reduced drastically due to collapsing. Test pumping completed awaiting physical and chemical analysis results for the water to determine its suitability for human consumption.
- Construction of three elevated steel tanks in Kakuma 4 completed. One has been tested and connected to the network. Two are still under testing and will be connected to the network once completed.
- One dump site was constructed bringing the total number of dumpsites to 75.
- KAP survey was concluded and analysis and compilation of results ongoing. Results will be shared.

Identified Needs and Remaining Gaps

- There are less than 100 community hygiene promoters serving the entire camp and out of these, 21 serve Kakuma 4 alone. With a projected figure of 40,000 residents in Kakuma 4, 80 hygiene promoters would be required to serve this population. Currently, the ratio of hygiene promoters to beneficiaries is 1: 2,500 which is extremely high and way above the UNHCR standard of 1:500.

Shelter and NFIs

Achievements and Impact

- Assessment and roofing of Kakuma 1 old caseloads has been a continuous activity during this reporting period. A total of 481 shelters have been roofed out of 600 shelters slotted for Kakuma 1 old caseload. Identification/assessment are on-going for the remaining.
- A number of 135 vacant houses in Kakuma 3 and 4 have been identified by shelter verifiers together with NCKK, these houses have been used to decongest the reception center of which 478 POCs from reception centre were moved to during the reporting period.

Identified Needs and Remaining Gaps

- The need for land remains a critical and urgent one as the camp has surpassed its design capacity by over 60,000 refugees, resulting in overstretched facilities and congestion. Discussions are ongoing between UNHCR, DRA, the County Government, local leadership and the host community to secure land for a new camp within Kakuma's environs.

Working in partnership

- UNHCR continues to work closely with the Government, DRA and other partners to ensure support to refugees and asylum seekers is assured. There have been consistent bi-weekly Inter-Agency meetings chaired by UNHCR and co-chaired by DRA to address the emergency response and issues arising since the start of the influx.

FINANCIAL INFORMATION

Total recorded contributions for the emergency operation amount to **US\$ 19.1 million**

UNHCR is grateful for the critical support provided by donors who have contributed to this operation as well as those who have contributed to UNHCR programmes with un-earmarked and broadly earmarked funds.

Contacts:

Cathy Wachiaya, Public Information Officer, wachiaya@unhcr.org, Tel: +41227397530 Cell +254 728 602469

Girma Gebre-Kristos, Head of Sub-Office, gebrekr@unhcr.org, Tel: +41227397530, Cell +257 728 602464

Links:

Regional portal-<http://data.unhcr.org/SouthSudan/regional.php> Twitter: @UNHCR_Kenya Facebook: UNHCR Kenya