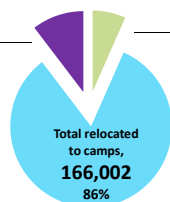


# Population profile of camps in Gambella - Post 15<sup>th</sup> December 20013 (as of 16-January-2015)

## Refugee Arrivals

**TOTAL ARRIVALS**  
**192,245**

Awaiting relocation to camps, 13,890  
7%



Missing for Relocation, 12,353  
6%

## All CAMPS in Gambella region

**Tierkidi**  
49,116  
(30%)

**Leitchuor**  
47,702  
(29%)

**Kule**  
46,308  
(28%)

**Others**  
Pugnido 10,137\*\*  
Okugo 2,186\*  
Akula (Local Community) 1,274  
Nip Nip 2,888

absentees during camp registration  
**6,391**  
Kule=3,767  
Tierkidi=2,624

**AVERAGE FAMILY SIZE**  
**3.8**

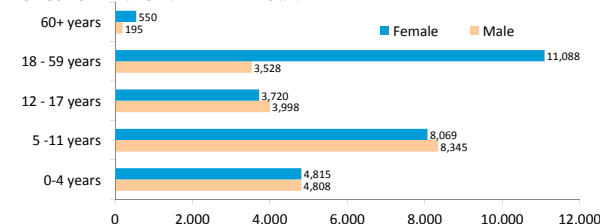
**TOTAL CAMPS population**  
**166,002**  
persons

## TIERKIDI camp

CAMP OPENED: 26 February, 2014

LEVEL 2 REGISTRATION : 100% FINISHED

### AGE COHORT AND GENDER BREAKDOWN



### AGE COHORT AND GENDER BREAKDOWN

Age Cohort	Male	Female	Total	%
0-4 years	4,808	4,815	9,623	20%
5-11 years	8,345	8,069	16,414	33%
12-17 years	3,998	3,720	7,718	16%
18-59 years	3,528	11,088	14,616	30%
60+ years	195	550	745	1%
<b>Total</b>	<b>20,874</b>	<b>28,242</b>	<b>49,116</b>	
%	42%	58%		

**AVERAGE FAMILY SIZE**  
**4**

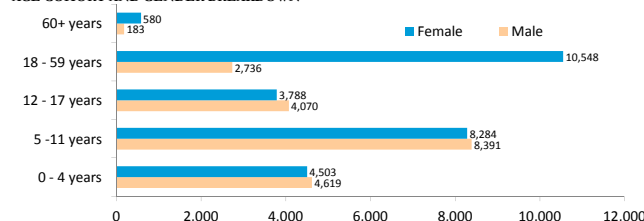
**TIERKIDI population**  
**49,116**  
persons

## LEITCHUOR camp

CAMP OPENED: 21 January, 2014

LEVEL 2 REGISTRATION : 100% FINISHED

### AGE COHORT AND GENDER BREAKDOWN



### AGE COHORT AND GENDER BREAKDOWN

Age Cohort	Male	Female	Total	%
0-4 years	4,619	4,503	9,122	19%
5-11 years	8,391	8,284	16,675	33%
12-17 years	4,070	3,788	7,858	16%
18-59 years	2,736	10,548	13,284	28%
60+ years	183	580	763	2%
<b>Total</b>	<b>19,999</b>	<b>27,703</b>	<b>47,702</b>	
%	42%	58%		

**AVERAGE FAMILY SIZE**  
**3.9**

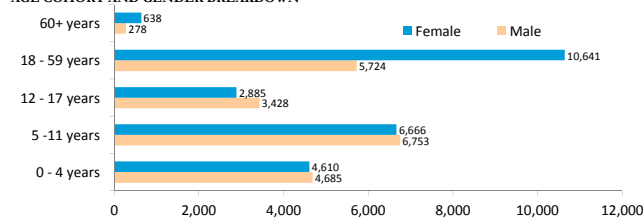
**LEITCHUOR population**  
**47,702**  
persons

## KULE camp

CAMP OPENED: 17 May, 2014

LEVEL 2 REGISTRATION : 100% FINISHED

### AGE COHORT AND GENDER BREAKDOWN



### AGE COHORT AND GENDER BREAKDOWN

Age Cohort	Male	Female	Total	%
0-4 years	4,685	4,610	9,295	20%
5-11 years	6,753	6,666	13,419	29%
12-17 years	3,428	2,885	6,313	14%
18-59 years	5,724	10,641	16,365	35%
60+ years	278	638	916	2%
<b>Total</b>	<b>20,868</b>	<b>25,440</b>	<b>46,308</b>	
%	45%	55%		

**AVERAGE FAMILY SIZE**  
**3.8**

**KULE population**  
**46,308**  
persons

## OKUGO camp\*

LEVEL 2 REGISTRATION : 100% FINISHED

**AVERAGE FAMILY SIZE**

**2.5**

**OKUGO population**

**2,186**  
persons

### AGE COHORT AND GENDER BREAKDOWN

Age Cohort	Male	Female	Total	%
0-4 years	218	205	423	19%
5-11 years	287	254	541	25%
12-17 years	93	113	206	9%
18-59 years	345	613	958	44%
60+ years	9	49	58	3%
<b>Total</b>	<b>952</b>	<b>1,234</b>	<b>2,186</b>	
%	44%	56%		

## PUGNIDO camp\*\*

### AGE COHORT AND GENDER BREAKDOWN

Age Cohort	Male	Female	Total	%
0-4 years	1,014	1,066	2,080	21%
5-11 years	1,688	1,595	3,283	32%
12-17 years	946	964	1,911	19%
18-59 years	1,023	1,723	2,746	27%
60+ years	36	82	117	1%
<b>Total</b>	<b>4,707</b>	<b>5,430</b>	<b>10,137</b>	
%	46%	54%		

**AVERAGE FAMILY SIZE**  
**3.4**

**PUGNIDO population**  
**10,137**  
persons

\*- This figure does not include the old caseload of 3,976 South Sudanese refugees registered pre 15th December 2013

\*\* - This figure does not include the old caseload of 43,177 South Sudanese refugees registered pre 15th December 2013. The breakdown of 10137 = New arrivals in Pugnido:1931 + New Arrivals relocated from Matar, Pagak and Pamdong:8206