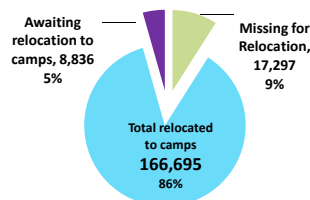


Population profile of camps in Gambella - Post 15th December 20013 (as of 06-February-2015)

Refugee Arrivals

TOTAL ARRIVALS
192,828



All CAMPS in Gambella region

Tierkidi
49,245
(30%)

Leitchuor
47,702
(29%)

Kule
46,394
(28%)

Others
Pugnido 10,552**
Okugo 2,436**
Akula (Local Community) 1,274
Nip Nip* 2,888

absentees during camp registration
6,204
Kule=3,782
Tierkidi=2,422

AVERAGE FAMILY SIZE
3.8

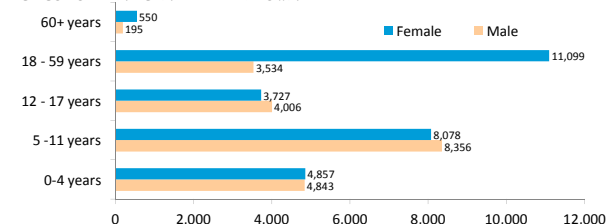
TOTAL CAMPS population
166,695
persons

TIERKIDI camp

CAMP OPENED: 26 February, 2014

LEVEL 2 REGISTRATION : 100% FINISHED

AGE COHORT AND GENDER BREAKDOWN



AGE COHORT AND GENDER BREAKDOWN

Age Cohort	Male	Female	Total	%
0-4 years	4,843	4,857	9,700	20%
5-11 years	8,356	8,078	16,434	33%
12-17 years	4,006	3,727	7,733	16%
18-59 years	3,534	11,099	14,633	30%
60+ years	195	550	745	1%
Total	20,934	28,311	49,245	
%	43%	57%		

AVERAGE FAMILY SIZE
4

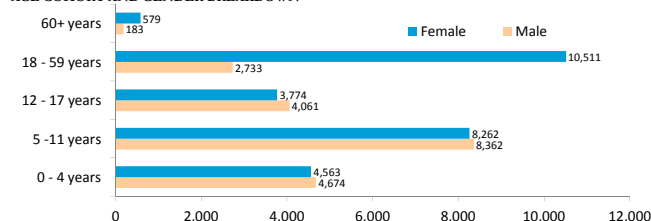
TIERKIDI population
49,245
persons

LEITCHUOR camp*

CAMP OPENED: 21 January, 2014

LEVEL 2 REGISTRATION : 100% FINISHED

AGE COHORT AND GENDER BREAKDOWN



AGE COHORT AND GENDER BREAKDOWN

Age Cohort	Male	Female	Total	%
0-4 years	4,674	4,563	9,237	19%
5-11 years	8,362	8,262	16,624	35%
12-17 years	4,061	3,774	7,835	16%
18-59 years	2,733	10,511	13,244	28%
60+ years	183	579	762	2%
Total	20,013	27,689	47,702	
%	42%	58%		

AVERAGE FAMILY SIZE
3.9

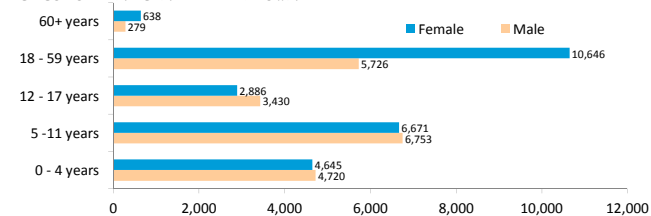
LEITCHUOR population
47,702
persons

KULE camp

CAMP OPENED: 17 May, 2014

LEVEL 2 REGISTRATION : 100% FINISHED

AGE COHORT AND GENDER BREAKDOWN



AGE COHORT AND GENDER BREAKDOWN

Age Cohort	Male	Female	Total	%
0-4 years	4,720	4,645	9,365	20%
5-11 years	6,753	6,671	13,424	29%
12-17 years	3,430	2,886	6,316	14%
18-59 years	5,726	10,646	16,372	35%
60+ years	279	638	917	2%
Total	20,908	25,486	46,394	
%	45%	55%		

AVERAGE FAMILY SIZE
3.8

KULE population
46,394
persons

OKUGO camp**

AVERAGE FAMILY SIZE
2.5

OKUGO population
2,436
persons

AGE COHORT AND GENDER BREAKDOWN

Age Cohort	Male	Female	Total	%
0-4 years	279	282	561	23%
5-11 years	277	240	517	21%
12-17 years	91	110	201	8%
18-59 years	384	713	1,097	46%
60+ years	10	50	60	2%
Total	1,041	1,395	2,436	
%	43%	57%		

PUGNIDO camp***

LEVEL 2 REGISTRATION : 100% FINISHED

AGE COHORT AND GENDER BREAKDOWN

Age Cohort	Male	Female	Total	%
0-4 years	1,062	1,129	2,191	20%
5-11 years	1,598	1,528	3,126	30%
12-17 years	830	623	1,453	14%
18-59 years	1,383	2,236	3,619	34%
60+ years	51	112	163	2%
Total	4,924	5,628	10,552	
%	47%	53%		

AVERAGE FAMILY SIZE
3.2

PUGNIDO population
10,552
persons

*- The refugees in Leitchuor and Nip Nip refugee camps will be relocated to new locations due to flooding concerns.

**- This figure does not include the old caseload of 4,017 South Sudanese refugees registered pre 15th December 2013

***- This figure does not include 43,886 South Sudanese refugees registered pre 15th December 2013. The figure 10552 includes :1890 New Arrivals and 8662 refugee relocated from other entry and transit sites