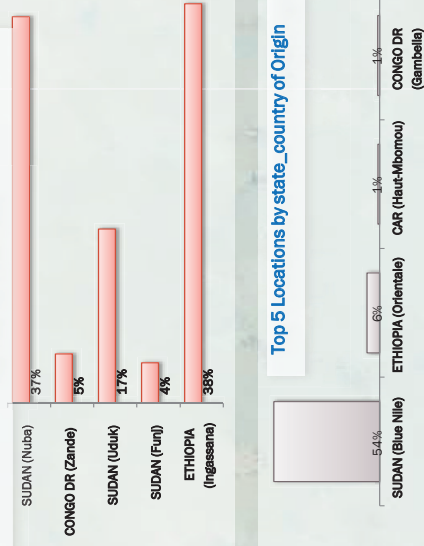


Specific Need Type	Gender	
	Male	Female
Child/Adolescent at Risk*	370	977
Woman at Risk**	0	3071
Serious Medical Condition	6559	7049
Single Parent	471	7052
Persons with Disabilities	1748	1301
Unaccompanied Minor/Separated Child	1888	1125
Older Person at Risk	1901	2680
<b>Grand Total</b>	<b>2357</b>	<b>2255</b>

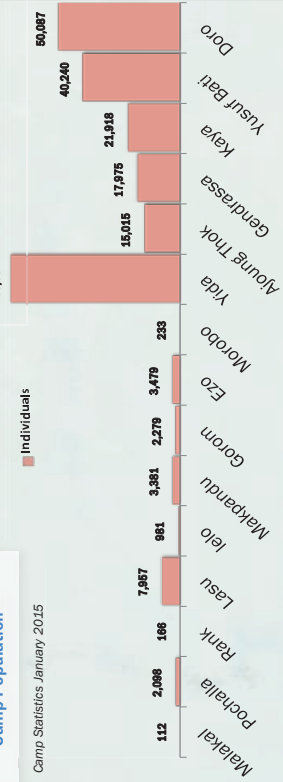
\* Excludes records of children at risk of not attending school

Top Five (5) Ethnicities

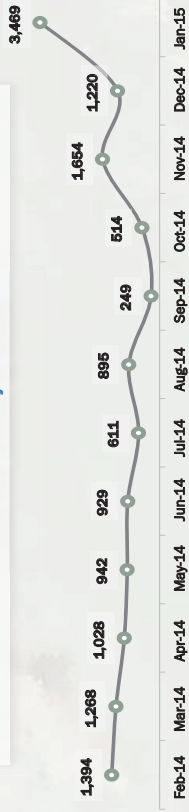


Camp Population

Camp Statistics January 2015



Total New Arrivals by Month



**UNHCR**  
The UN Refugee Agency

Total Refugees Population\* **252,120**

Total Number of Households **66,712**

