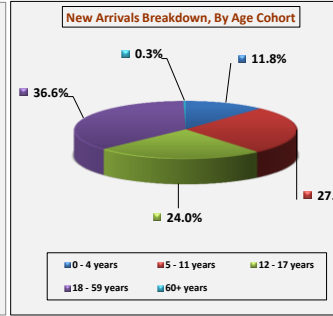
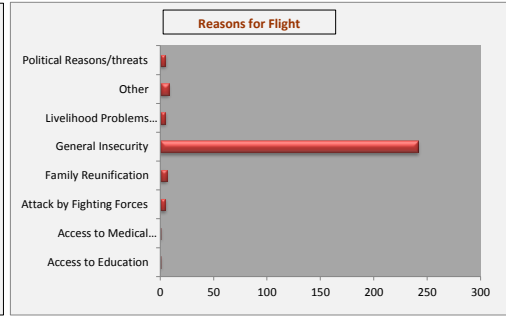
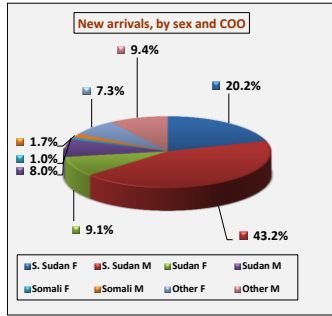


Weekly New Registration Population Composition 8th - 14th Feb 2015



	Breakdown by Country of Origin / Sex								Breakdown by Individuals/Households		
	S. Sudan		Sudan		Somali		Other		F	M	Total
	F	M	F	M	F	M	F	M			
Individuals	58	124	26	23	3	5	21	27	108	179	287
Households	19	34	7	4	2	4	7	13	35	55	90



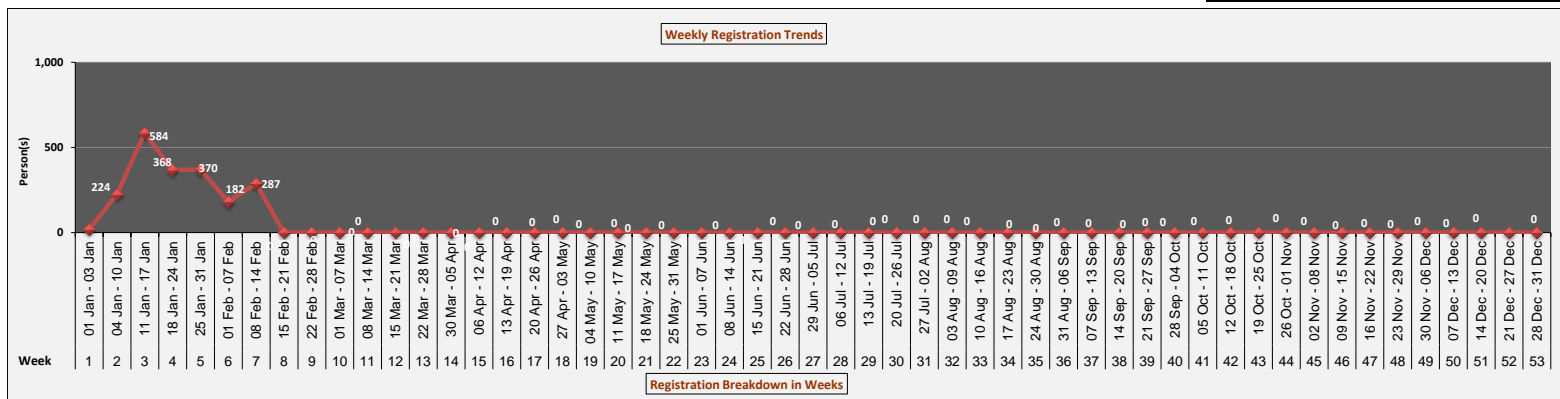
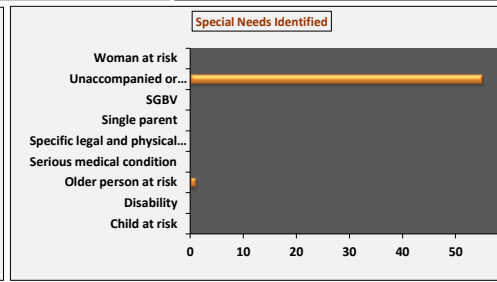
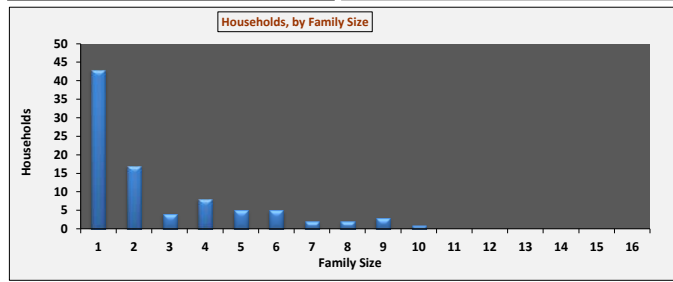
NOTES:

A total of **47,661** new arrivals have been registered since the start of 2014; with 1074 arriving from Burundi, 1 from Cameroon, 5 from Congo Brazzaville, 1088 from Democratic Republic of Congo (DRC), 11 from Eritrea, 570 from Ethiopia, 1 from Pakistan, 1 from Russia, 65 from Rwanda, 2 from Saudi Arabia, 1302 from Somalia, 41,443 from South Sudan, 1,948 from Sudan, 149 from Uganda and 1 from Yemen. In addition, the Sub-Office has received **837** South Sudanese 'returnees' and their records reactivated; bringing the total arrivals figure to **48,498**.

The total new born babies so far registered in 2014 is **4,748**.

287 individuals were registered during the seventh week of 2015 (**8th - 14th Feb 2015**); 23 from Burundi, 12 from Democratic Republic of Congo (DRC), 10 from Ethiopia, 8 from Somalia, 182 from South Sudan, 49 from Sudan and 3 from Uganda. As at 15th Feb 2015, the overall registered population in Kakuma Refugee Camp stood at **180,138**.

The average family size registered during the reporting period stood at **3.2** individuals. Family size 1 households represented **47.78%** of all newly registered households.



Registration Breakdown in Weeks

NB: This report reflects registration trends. In addition to new arrivals reported here, the overall population in Kakuma also increases through new births, in-situ registration (of persons who arrived in a previous period but reported for registration later), family reunification, and various other data adjustments. Analysis and projections are based on actual persons registered in the UNHCR registration database (proGres)