POPULATION STATISTICS AS OF 21-Feb-15 GENDRASSA

UNHCR
The UN Refugee Agency

WEEKLY NEW REGISTRATION
Week 08 (15-Feb-15 to 21-Feb-15)

Gender & age breakdown



New Registrations include New Arrivals and New Births

Male Female

CUMULATIVE STATISTICS

Monthly New Registration Trends

New Registrations include New Arrivals and New Births

Cumulative Gender & age breakdown



Gender & age breakdown by standard sectoral categories

Education

Age Group	M	F	Total
3-5 years	1,115	983	2,098
6-13 years	2,346	2,455	4,801
14-17 years	751	653	1,404

Health

Age Group	M	F	Total
0-5 months	109	105	214
6-23 months	760	696	1,456
24-35 months	221	191	412
36-59 months	724	643	1,367
<1 years	371	356	727
1-4 years	1,443	1,279	2,722
5-14 years	2,882	2,912	5,794
15-49 years	3,571	3,962	7,533
50+ years	710	557	1,267

Weekly New Registration Trends



New Registrations include New Arrivals and New Births

Weekly registration
(15-Feb-15 to 21-Feb-15)

TOTAL NEW REGISTRATION: 75
Newly registered HH: 3
Including
- New birth: 75 (100%)
- Minor: 75 (100%)
- Female: 37 (49%)
- Unaccompanied and separated children: 0
- Women at risk: 0

* All individuals with specific needs have been referred to concerned partners
* An individual may have more than one specific needs

INACTIVE/CLOSURE AND REACTIVATION:
- Died: 16
- Inactivation: 0
- Reactivation: 0
- Rejection: 0

Transfer IN:

Transfer OUT:
Ajoung Thok - 4

Cumulative statistics and trends

TOTAL POPULATION REGISTERED TO DATE:
- 18,043 individuals
- 4,251 households

-Female headed households: 1,439(34%)

Cumulative statistics
From 01-Jan-15 To 21-Feb-15
New Registered Refugees:
New Births: 75

Transfer IN:
KAYA - 0
BATIL - 0
DORO - 0
AJOUNG THOK - 0

Transfer OUT:
KAYA - 2
BATIL - 20
DORO - 0
AJOUNG THOK - 4

CONTACT DETAILS

For specific data request, kindly contact

Juba Operations Data Management Officer
addae@unhcr.org
Juba Associate Registration/Data Management Officer
coler@unhcr.org

Upper Nile Registration Officer
binene@unhcr.org
Upper Nile Registration Associate
amos@unhcr.org