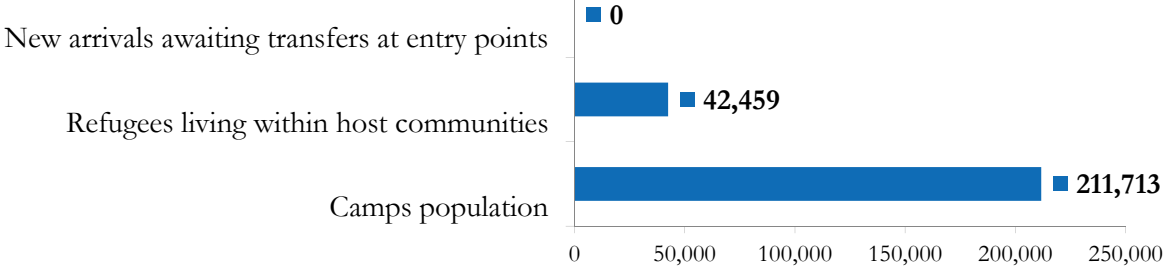


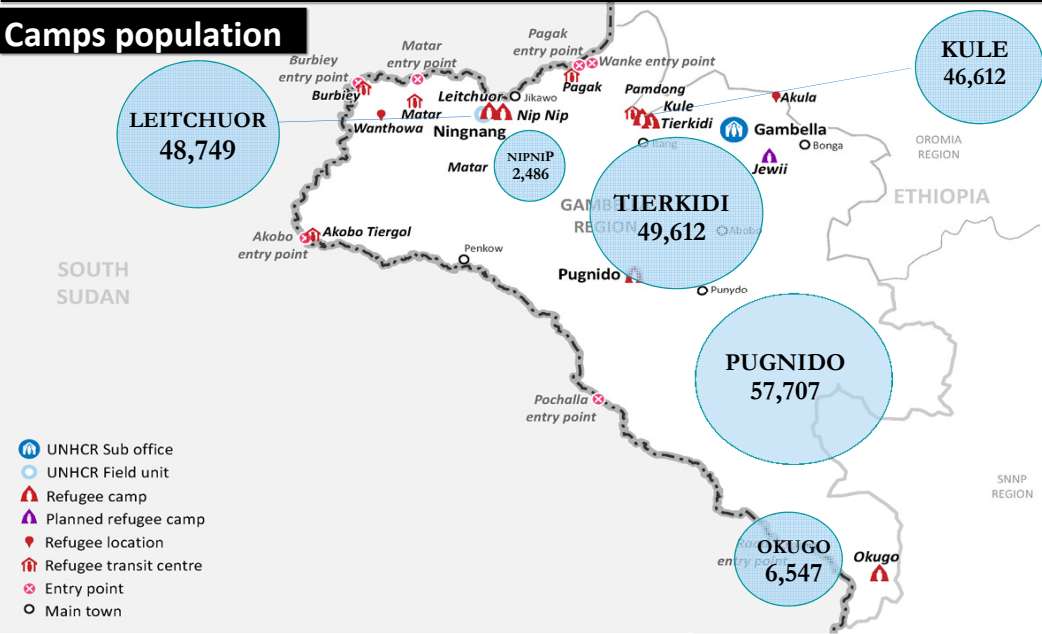
Refugee population Breakdown



254,172 *
TOTAL GAMBELLA POPULATION

196,626
refugees arrived
post 15-Dec-2013
77%

57,546
refugees arrived
pre 15-Dec-2013
23%

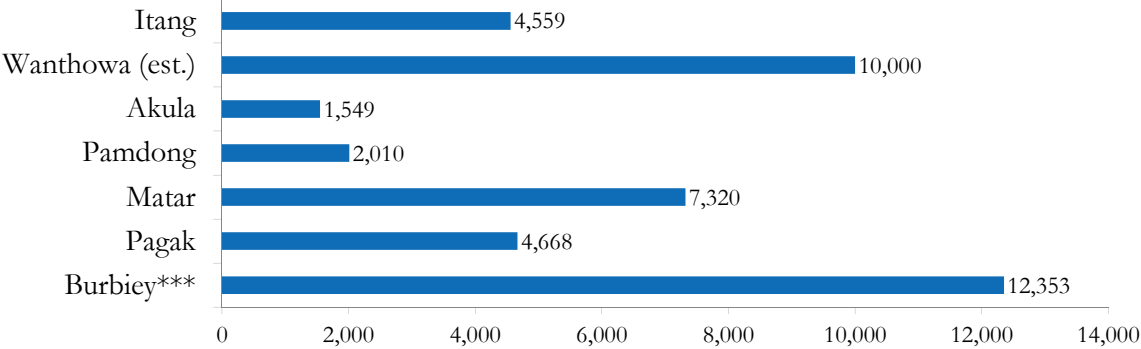


Camp Names	Children (age<18 yrs)		Adults (age >=18 yrs)		Total	%
	Males	Females	Males	Females		
Pugnido	19,275	18,229	6,563	13,640	57,707	28%
Tierkidi	17,378	16,850	3,732	11,652	49,612	23%
Leitchuor	17,628	17,129	2,913	11,079	48,749	23%
Kule	15,006	14,317	6,008	11,281	46,612	22%
Okugo	1,989	1,856	858	1,844	6,547	3%
NipNip	1,000	667	229	590	2,486	1%
TOTAL	72,276	69,048	20,303	50,086	211,713	100%
Grand Total	141,324		70,389			
%	67%		33%			

TOTAL CAMPS POPULATION
211,713**
persons

AVERAGE FAMILY SIZE
3.9

Refugees living within host communities



New arrivals awaiting transfers

Refugees living within host communities
42,459
persons

New arrivals awaiting transfers to camps
0
persons

* - In addition to 254172 South Sudanese refugees in Gambella region, there are 8,978 refugees at the camps in Assosa [Breakdown: Pre 15th Dec 2013 = 6,161; Post 15th Dec 2013 = 2,817]

** - The figure includes 51235 refugees in Leitchour and Nip Nip refugee camps who will be relocated to new locations due to flooding concerns.

*** - Interviews with some refugees indicate that those with large livestock herds as well as traders and other categories were unwilling to move from border entry locations.