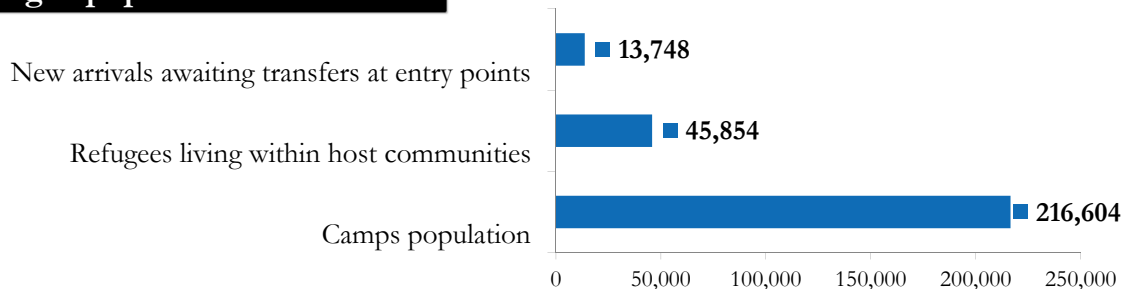


## Refugee population Breakdown

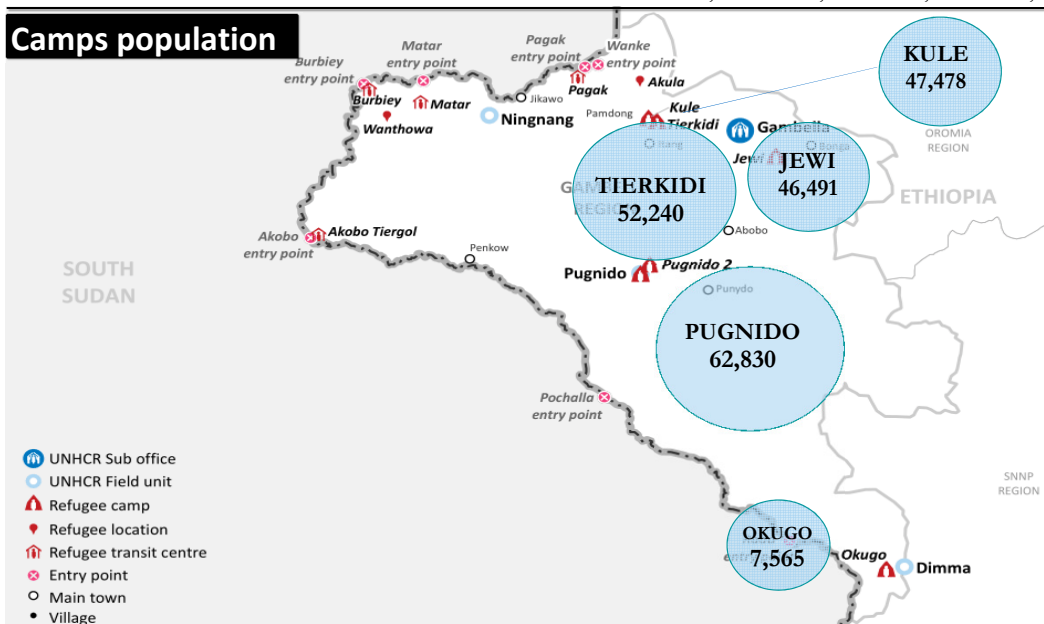


**276,206 \***  
**TOTAL GAMBELLA POPULATION**

**218,792**  
 refugees arrived  
 post 15-Dec-2013  
**79%**

**57,414**  
 refugees arrived  
 pre 15-Dec-2013  
**21%**

## Camps population



Camp Names	Children (age < 18 yrs)		Adults (age >= 18 yrs)		Total	%
	Males	Females	Males	Females		
Pugnido	21,180	19,962	6,946	14,742	62,830	30%
Tierkidi	18,449	17,773	3,986	12,032	52,240	24%
Jewi	17,136	16,497	2,340	10,518	46,491	21%
Kule	15,428	14,730	6,020	11,300	47,478	22%
Okugo	2,341	2,186	982	2,056	7,565	3%
<b>TOTAL</b>	<b>74,534</b>	<b>71,148</b>	<b>20,274</b>	<b>50,648</b>	<b>216,604</b>	<b>100%</b>
	145,682		70,922			
%	67%		33%			

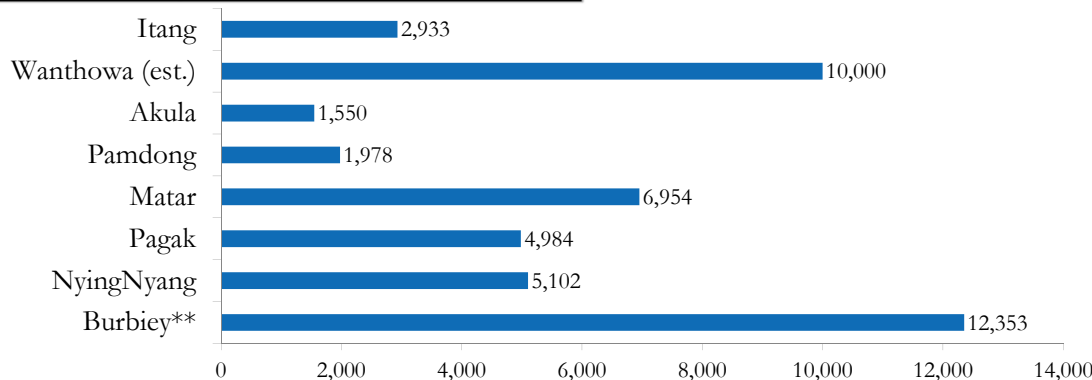
**TOTAL CAMPS POPULATION**

**216,604**  
 persons

**AVERAGE FAMILY SIZE**

**4**

## Refugees living within host communities



**Refugees living within host communities**

**45,854**  
 persons

## New arrivals awaiting transfers

**New arrivals awaiting transfers to camps**

**13,748**  
 persons

Matar - 6,588  
 Pagak - 3,939  
 Burbiey - 3,221

\* - In addition to 276,206 South Sudanese refugees in Gambella region, there are 10,093 refugees at the camps in Assosa [Breakdown: Pre 15th Dec 2013 = 6,129; Post 15th Dec 2013 = 3,964]

\*\* - Interviews with some refugees indicate that those with large livestock herds as well as traders and other categories were unwilling to move from border entry locations.