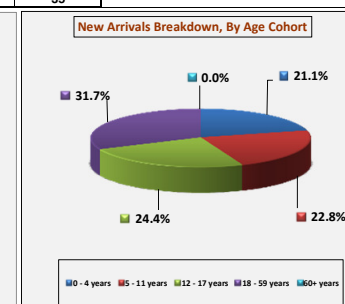
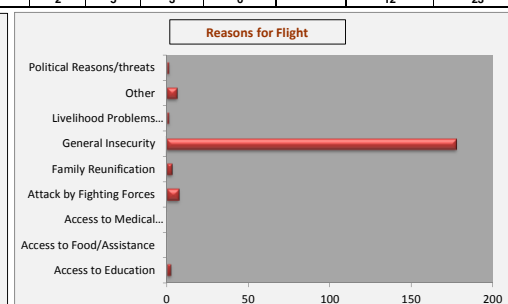
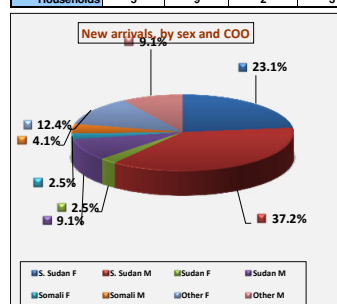


### Weekly New Registration Population Composition 17th - 22th August 2015

	Breakdown by Country of Origin / Sex								Breakdown by Individuals/Households		
	S. Sudan		Sudan		Somali		Other		F	M	Total
	F	M	F	M	F	M	F	M			
Individuals	28	45	3	11	3	5	15	11	49	72	121
Households	5	9	2	3	2	5	3	6	12	23	35



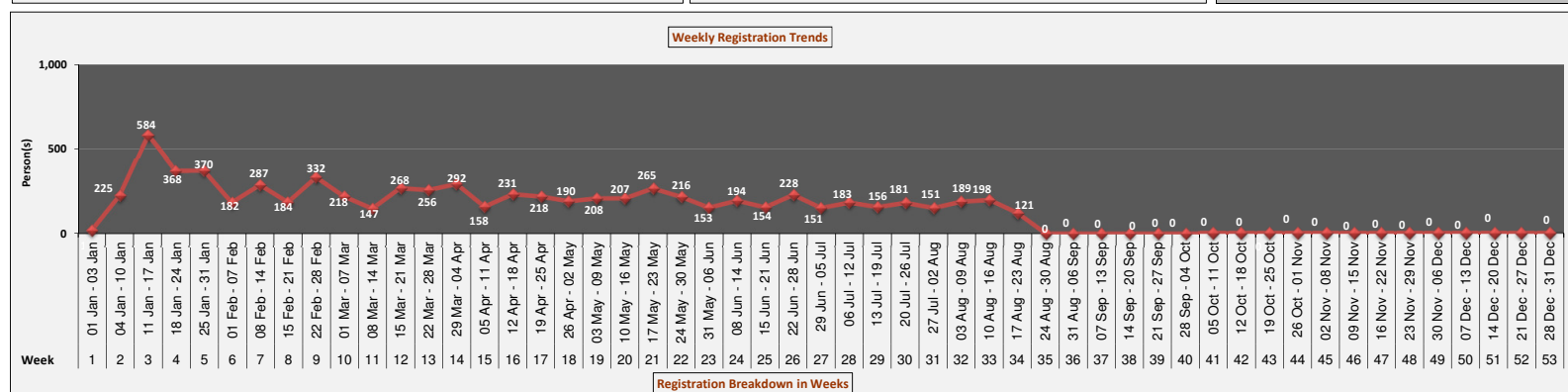
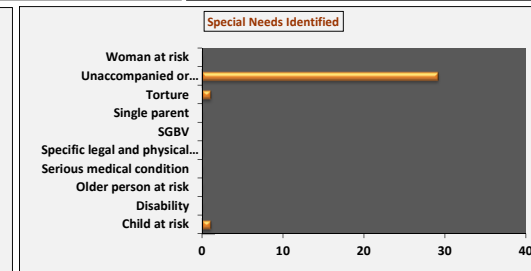
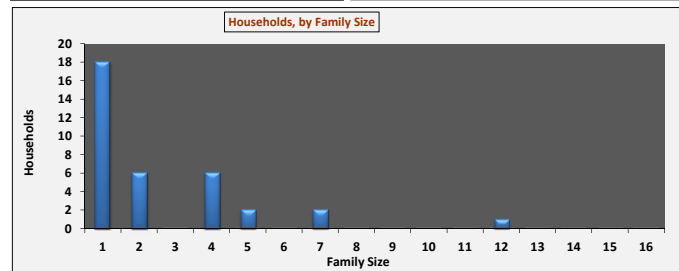
#### NOTES:

A total of **7,484** new arrivals have been registered since the start of 2015; with 470 arriving from Burundi, 550 from Democratic Republic of Congo (DRC), 133 from Ethiopia, 16 from Rwanda, 227 from Somalia, 5,142 from South Sudan, 865 from Sudan, and 81 from Uganda. In addition, the Sub-Office has received **32** South Sudanese 'returnees' and their records reactivated, bringing the total arrivals figure to **7,516**.

The total new born babies so far registered in 2015 is **2778**.

**121** individuals were registered during the twenty ninth week of 2015 [**10th - 16th August 2015**], 1 from Burundi, 20 from Democratic Republic of Congo (DRC), 2 from Ethiopia, 8 from Somali, 73 from South Sudan, 14 from Sudan and 3 from Uganda. As at 24th July 2015, the overall registered population in Kakuma Refugee Camp stood at **181,496**.

The average family size registered during the reporting period stood at **3.5** individuals. Family size 1 households represented **51.4%** of all newly registered households.



NB: This report reflects registration trends. In addition to new arrivals reported here, the overall population in Kakuma also increases through new births, in-situ registration (of persons who arrived in a previous period but reported for registration later), family reunification, and various other data adjustments. Analysis and projections are based on actual persons registered in the UNHCR registration database (proGres)