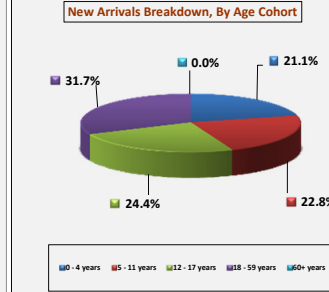
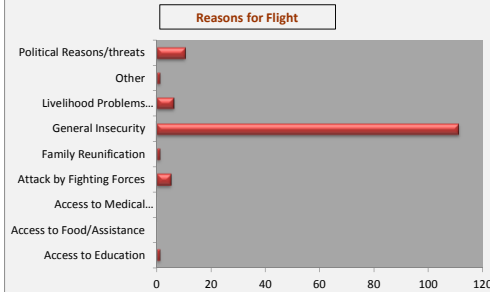
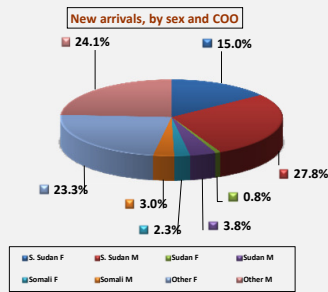


Weekly New Registration Population Composition 23rd - 29th August 2015



	Breakdown by Country of Origin / Sex								Breakdown by Individuals/Households		
	S. Sudan		Sudan		Somali		Other		F	M	Total
	F	M	F	M	F	M	F	M			
Individuals	20	37	1	5	3	4	31	32	55	78	133
Households	9	8	1	3	1	2	15	15	26	28	54



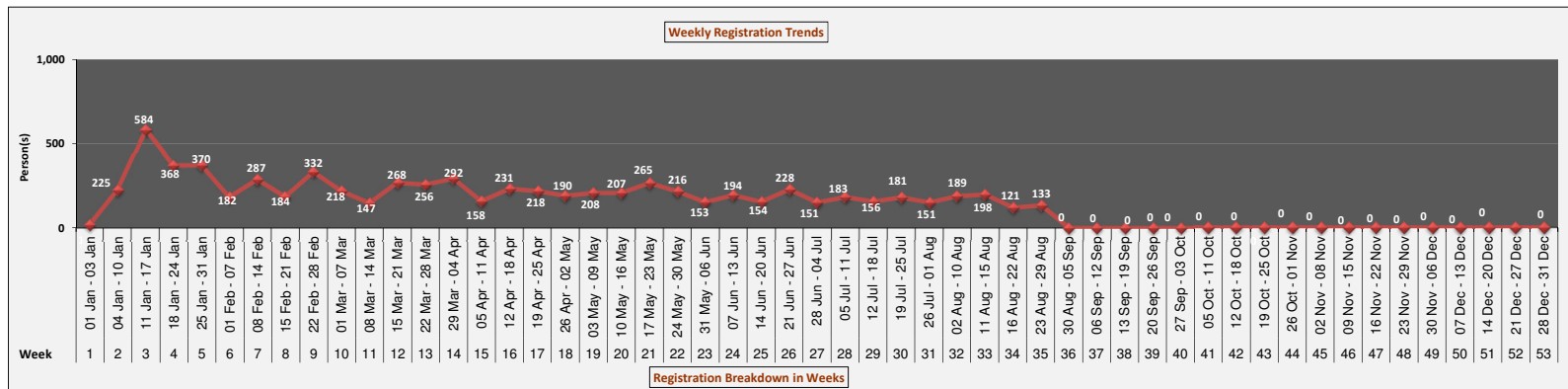
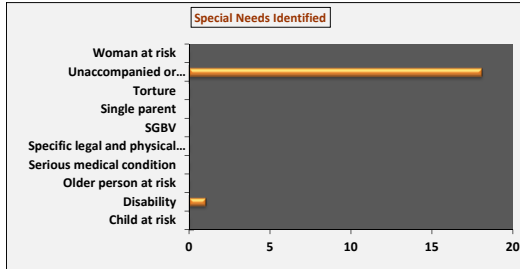
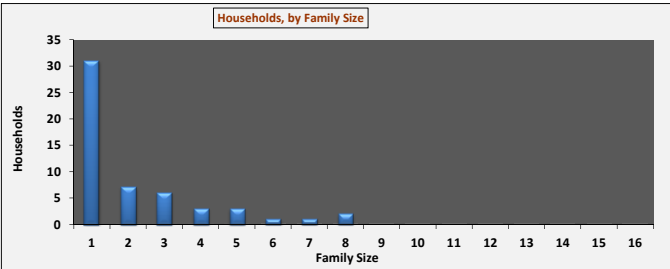
NOTES:

A total of 7,617 new arrivals have been registered since the start of 2015; with 518 arriving from Burundi, 557 from Democratic Republic of Congo (DRC), 135 from Ethiopia, 17 from Rwanda, 234 from Somalia, 5,199 from South Sudan, 871 from Sudan, 84 from Uganda and 2 from Yemen. In addition, the Sub-Office has received 34 South Sudanese 'returnees' and their records reactivated; bringing the total arrivals figure to 7,651.

The total new born babies so far registered in 2015 is 2,831.

133 individuals were registered during the thirty fifth week of 2015 [23rd - 29th August 2015]; 48 from Burundi, 7 from Democratic Republic of Congo (DRC), 2 from Ethiopia, 1 from Rwanda, 7 from Somali, 57 from South Sudan, 6 from Sudan, 3 from Uganda and 2 from Yemen. As at 30th July 2015, the overall registered population in Kakuma Refugee Camp stood at 181,685.

The average family size registered during the reporting period stood at 2.5 individuals. Family size 1 households represented 57.4% of all newly registered households.



NB: This report reflects registration trends. In addition to new arrivals reported here, the overall population in Kakuma also increases through new births, in-situ registration (of persons who arrived in a previous period but reported for registration later), family reunification, and various other data adjustments. Analysis and projections are based on actual persons registered in the UNHCR registration database (proGres)