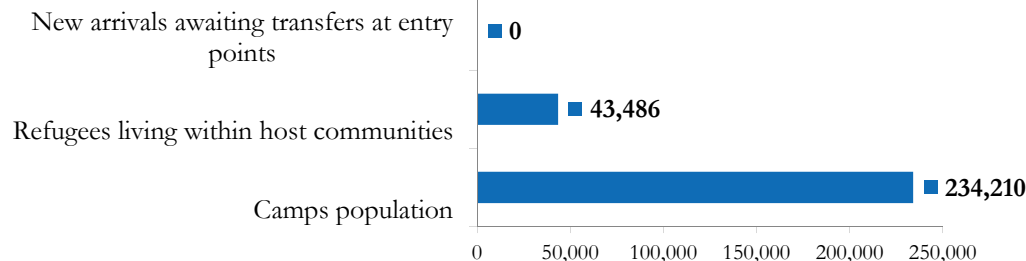


# South Sudanese refugee population in Gambella (as of 23-October-2015)

## Refugee population Breakdown

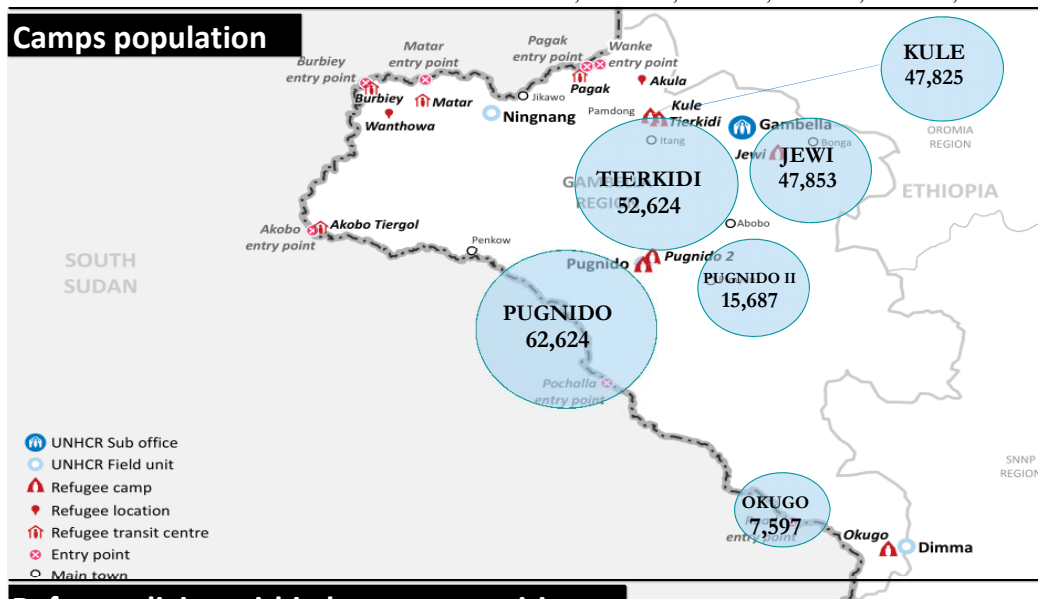


**277,696 \***  
**TOTAL GAMBELLA POPULATION**

**220,100**  
refugees arrived  
post 15-Dec-2013  
**79%**

**57,596**  
refugees arrived  
pre 15-Dec-2013  
**21%**

## Camps population

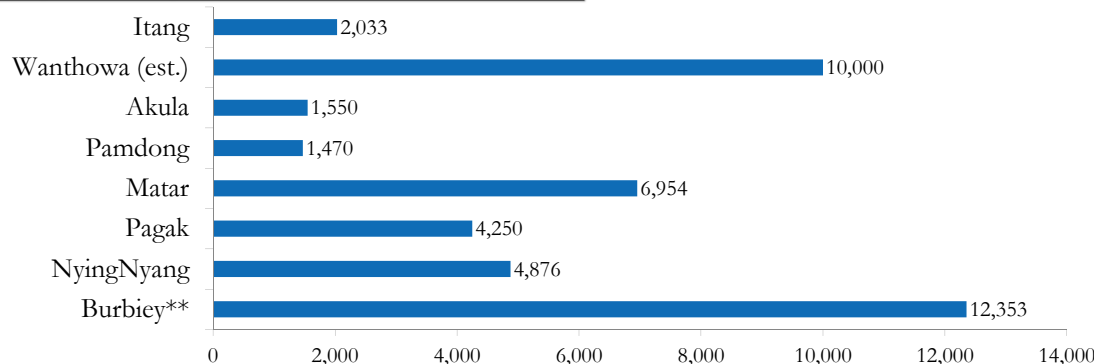


Camp Names	Children (age < 18 yrs)		Adults (age >= 18 yrs)		Total	%
	Males	Females	Males	Females		
Pugnido	21,145	19,920	6,906	14,653	62,624	27%
Tierkidi	18,625	17,967	3,994	12,038	52,624	22%
Kule	15,634	14,874	6,020	11,297	47,825	20%
Okugo	2,366	2,205	975	2,051	7,597	3%
Jewi	17,822	17,101	2,364	10,566	47,853	20%
Pugnido II	5,813	4,907	1,490	3,477	15,687	7%
<b>TOTAL</b>	<b>81,405</b>	<b>76,974</b>	<b>21,749</b>	<b>54,082</b>	<b>234,210</b>	<b>100%</b>
	<b>158,379</b>		<b>75,831</b>			
%	<b>68%</b>		<b>32%</b>			

**TOTAL CAMPS  
POPULATION**  
**234,210**  
persons

**AVERAGE FAMILY  
SIZE**  
**4**

## Refugees living within host communities



## New arrivals awaiting transfers

**Refugees living  
within host  
communities**  
**43,486**  
persons

**New arrivals awaiting  
transfers  
to camps**  
**0**  
persons

\* - In addition to 277,696 South Sudanese refugees in Gambella region, there are 11,174 refugees at the camps in Assosa [Breakdown: Pre 15th Dec 2013 = 6,129; Post 15th Dec 2013 = 5,045]

\*\* - Interviews with some refugees indicate that those with large livestock herds as well as traders and other categories were unwilling to move from border entry locations.