

Persons of Concern in Gambella (as of 1-January-2016)

CAMPs in Gambella region



Other locations



AVERAGE
4.7

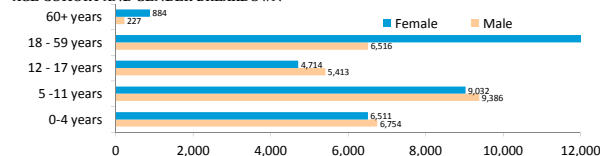
TOTAL
Population of
269,813
Persons

Pugnido camp

CAMP OPENED: 1993

LEVEL 2 REGISTRATION : 100% FINISHED

AGE COHORT AND GENDER BREAKDOWN



AGE COHORT AND GENDER BREAKDOWN

Age Cohort	Male	Female	Total	%
0-4 years	6,754	6,511	13,265	25%
5 - 11 years	9,386	9,032	18,418	34%
12 - 17 years	5,413	4,714	10,127	19%
18 - 59 years	6,516	13,835	20,351	38%
60+ years	227	884	1,111	2%
Total	28,296	34,976	63,272	
%	45%	55%		

AVERAGE

4.5

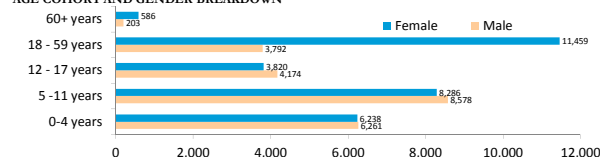
PUGNIDO
population
63,272
persons

TIERKIDI camp

CAMP OPENED: 26 February, 2014

LEVEL 2 REGISTRATION : 100% FINISHED

AGE COHORT AND GENDER BREAKDOWN



AGE COHORT AND GENDER BREAKDOWN

Age Cohort	Male	Female	Total	%
0-4 years	6,261	6,238	12,499	23%
5 - 11 years	8,578	8,286	16,864	32%
12 - 17 years	4,174	3,820	7,994	15%
18 - 59 years	3,792	11,459	15,251	29%
60+ years	203	586	789	1%
Total	23,008	30,389	53,397	
%	43%	57%		

AVERAGE
FAMILY SIZE

4.2

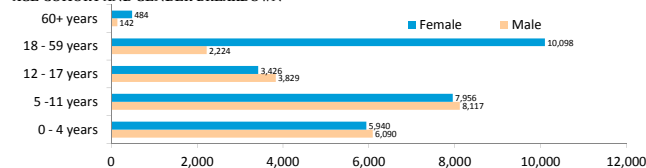
TIERKIDI
population
53,397
persons

JEWI camp

CAMP OPENED: 16 March, 2015

LEVEL 2 REGISTRATION : 100% FINISHED

AGE COHORT AND GENDER BREAKDOWN



AGE COHORT AND GENDER BREAKDOWN

Age Cohort	Male	Female	Total	%
0 - 4 years	6,090	5,940	12,030	25%
5 - 11 years	8,117	7,956	16,073	33%
12 - 17 years	3,829	3,426	7,255	15%
18 - 59 years	2,224	10,098	12,322	26%
60+ years	142	484	626	1%
Total	20,402	27,904	48,306	
%	42%	58%		

AVERAGE

4.2

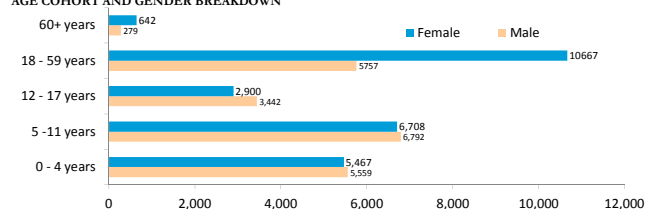
JEWI
population
48,306
persons

KULE camp

CAMP OPENED: 17 May, 2014

LEVEL 2 REGISTRATION : 100% FINISHED

AGE COHORT AND GENDER BREAKDOWN



AGE COHORT AND GENDER BREAKDOWN

Age Cohort	Male	Female	Total	%
0 - 4 years	5,559	5,467	11,026	23%
5 - 11 years	6,792	6,708	13,500	28%
12 - 17 years	3,442	2,900	6,342	13%
18 - 59 years	5,757	10,667	16,424	34%
60+ years	279	642	921	2%
Total	21,829	26,384	48,213	
%	45%	55%		

AVERAGE
FAMILY SIZE

4.0

KULE
population
48,213
persons

OKUGO camp

CAMP OPENED: 7 May, 2013

LEVEL 2 REGISTRATION : 100% FINISHED

AGE COHORT AND GENDER BREAKDOWN

Age Cohort	Male	Female	Total	%
0 - 4 years	716	642	1,358	18%
5-11 Years	1,073	1,000	2,073	27%
12-17 Years	556	530	1,086	14%
18-59 Years	979	1,958	2,937	38%
60+ Years	56	174	230	3%
Total	3,380	4,304	7,684	
%	44%	56%		

AVERAGE
FAMILY SIZE

3.1

OKUGO
population
7,684
persons

PUGNIDO II camp

CAMP OPENED: 20 August, 2015

LEVEL 2 REGISTRATION : 63% FINISHED

AGE COHORT AND GENDER BREAKDOWN

Age Cohort	Male	Female	Total	%
0 - 4 years	1,772	1,744	3,516	22%
5 - 11 years	2,617	2,591	5,208	33%
12 - 17 years	1,236	886	2,122	13%
18 - 59 years	1,288	3,519	4,807	30%
60+ years	65	197	262	2%
Total	6,978	8,937	15,915	
%	44%	56%		

AVERAGE
FAMILY SIZE

4.2

PUGNIDO II
population
15,915
persons

* Akula- 1589, Itang -1534

** Border areas (12,353), Burbiey - 5,221 (In transit at Mataar), Akobo - 1,733 (in transit at Mataar), Pagak (entry point) - 4250, Pamdong (entry point) - 1470, NyngNyng - 4,876