

Age & Gender of Registered Refugees


Age (Years)	Male	Female
0-4	(30,000)	28,445
5-11	(34,991)	34,740
12-17	(18,821)	18,156
18-59	(44,681)	54,076
60+	(3,425)	3,432
Total Male: 138,849	Total Female: 131,918	

Specific Needs

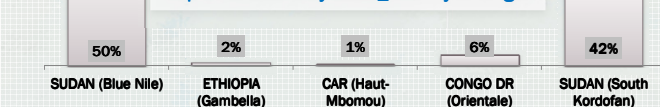
Specific Need Type	Gender		
	Male	Female	Total
Child/Adolescent at Risk*	383	1,049	1,432
Woman at Risk**	0	27,338	27,338
Serious Medical Condition	6,855	6,713	13,568
Single Parent	492	678	1,170
Persons with Disabilities	1,811	1,314	3,125
Unaccompanied Minor/Separated Child	2,198	1,321	3,519
Older Person at Risk	1,877	2,633	4,510
Grand Total	13,616	41,046	54,662

* Excludes records of children at risk of not attending school

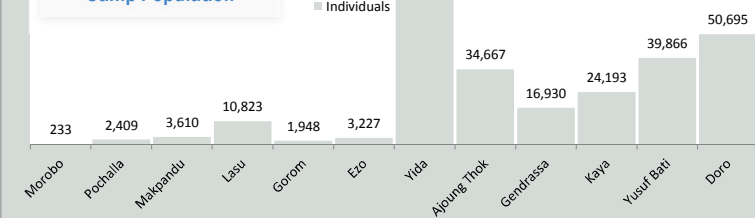
Top Five (5) Ethnicities



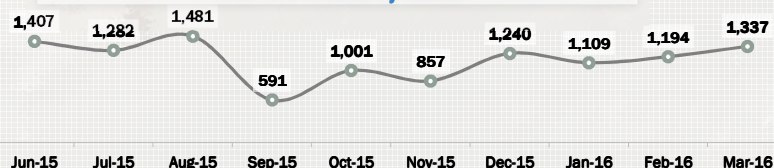
Top 5 Locations by state_country of Origin



Camp Population



Total New Arrivals by Month



Total Refugees Population*

270,767

Total Number of Households

71,087

