

Statistical summary

as of
31 August 2011

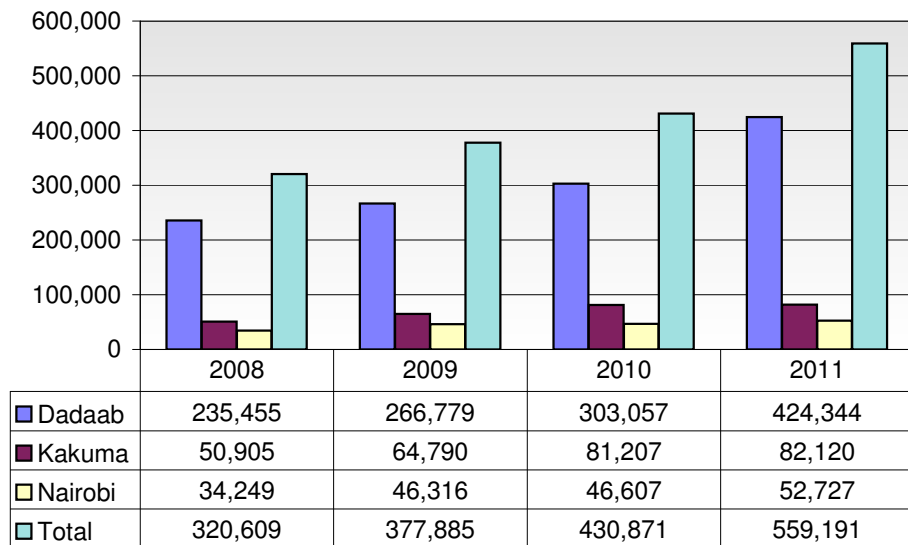
Refugees and Asylum Seekers in Kenya

	Total	Dadaab	Kakuma	Nairobi	
A. Refugees and Asylum Seekers	559,191	424,344	82,120	52,727	- Page 2
B. Registration 2011	132,521	115,017	8,494	9,010	- Page 5
C. Refugee Status Determination 2011					- Page 6
1. Applied	11,209	1,893	5,765	3,551	
2. Recognized	4,238	2,976	662	600	
3. Rejected	935	4	352	579	
4. Pending	33,335	9,149	15,798	8,388	
D. Voluntary Repatriation 2011	111				- Page 7
E. Resettlement Submission 2011	7,007				- Page 8
F. Resettlement Departures 2011	1,451				- Page 9
G. Returnees 2010	324				

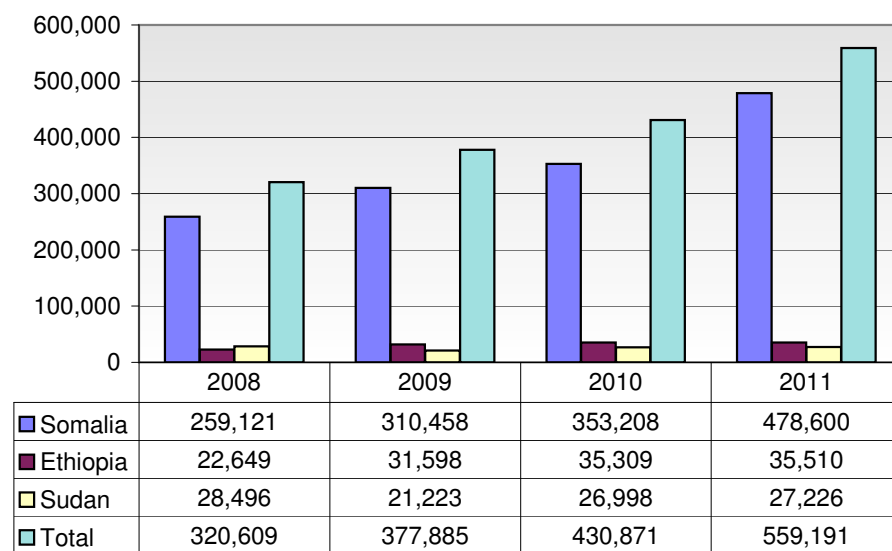
REFUGEES AND ASYLUM SEEKERS IN KENYA BY COUNTRY OF ORIGIN AND LOCATION
August 2011

Country of Origin	2008				2009				2010				2011			
	Dadaab	Kakuma	Nairobi	Total	Dadaab	Kakuma	Nairobi	Total	Dadaab	Kakuma	Nairobi	Total	Dadaab	Kakuma	Nairobi	Total
Somalia	226,060	18,537	14,524	259,121	252,214	38,133	20,111	310,458	285,799	43,980	23,429	353,208	405,364	43,779	29,457	478,600
Ethiopia	8,511	4,698	9,440	22,649	13,728	5,613	12,257	31,598	16,155	6,180	12,974	35,309	17,667	5,559	12,284	35,510
Sudan	635	25,723	2,138	28,496	590	18,409	2,224	21,223	796	25,579	623	26,998	964	25,662	600	27,226
DR Congo	51	898	1,978	2,927	63	1,366	4,598	6,027	74	3,582	5,477	9,133	92	4,383	6,281	10,756
Rwanda	26	357	2,141	2,524	19	345	2,266	2,630	20	395	1,531	1,946	24	424	1,501	1,949
Eritrea	77	64	638	779	79	94	1,158	1,331	59	112	1,515	1,686	61	105	1,621	1,787
Burundi	14	224	1,075	1,313	17	373	1,202	1,592	88	803	605	1,496	87	1,622	607	2,316
Uganda	75	401	2,313	2,789	60	448	2,433	2,941	57	507	370	934	65	545	277	887
Other	6	3	2	11	9	9	67	85	9	69	83	161	20	41	99	160
Total	235,455	50,905	34,249	320,609	266,779	64,790	46,316	377,885	303,057	81,207	46,607	430,871	424,344	82,120	52,727	559,191

TREND BY LOCATION



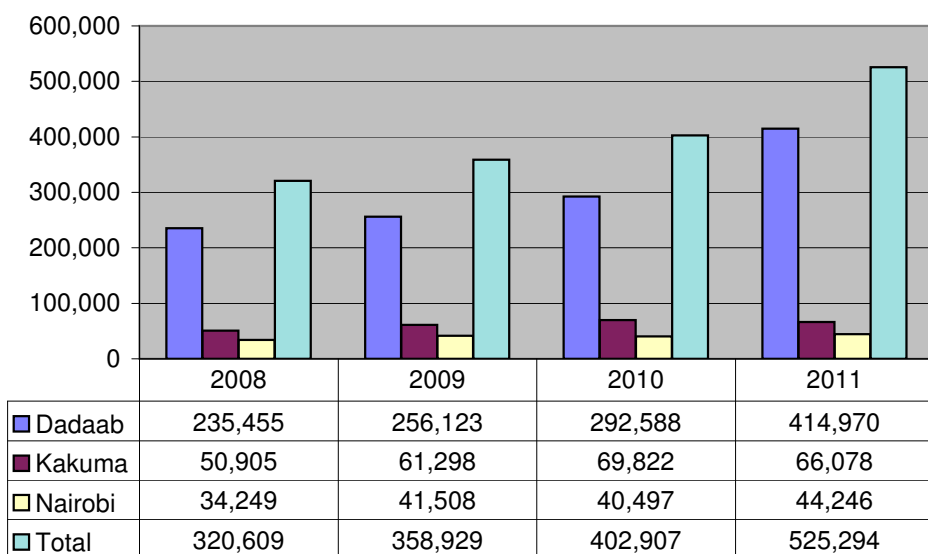
TREND BY MAJOR COUNTRIES OF ORIGIN



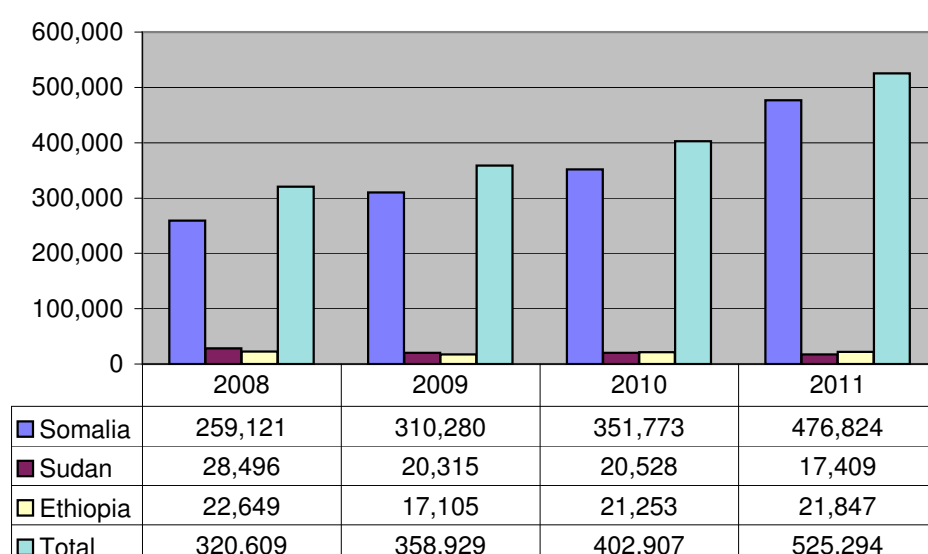
REFUGEES IN KENYA BY COUNTRY OF ORIGIN AND LOCATION
August 2011

Country of Origin	2008				2009				2010				2011			
	Dadaab	Kakuma	Nairobi	Total	Dadaab	Kakuma	Nairobi	Total	Dadaab	Kakuma	Nairobi	Total	Dadaab	Kakuma	Nairobi	Total
Somalia	226,060	18,537	14,524	259,121	252,202	38,063	20,015	310,280	284,762	43,834	23,177	351,773	404,167	43,631	29,026	476,824
Ethiopia	8,511	4,698	9,440	22,649	3,163	3,965	9,977	17,105	7,201	4,454	9,598	21,253	10,154	3,730	7,963	21,847
Sudan	635	25,723	2,138	28,496	565	17,598	2,152	20,315	436	19,570	522	20,528	444	16,487	478	17,409
Congo	51	898	1,978	2,927	43	732	2,833	3,608	48	881	3,950	4,879	52	1,086	3,867	5,005
Rwanda	26	357	2,141	2,524	19	273	2,176	2,468	17	292	1,356	1,665	17	288	1,218	1,523
Eritrea	77	64	638	779	58	71	898	1,027	53	78	1,094	1,225	58	55	1,062	1,175
Burundi	14	224	1,075	1,313	14	199	1,100	1,313	19	282	464	765	14	370	411	795
Uganda	75	401	2,313	2,789	58	389	2,313	2,760	50	413	274	737	53	429	163	645
Other	6	3	2	11	1	8	44	53	2	18	62	82	11	2	58	71
Total	235,455	50,905	34,249	320,609	256,123	61,298	41,508	358,929	292,588	69,822	40,497	402,907	414,970	66,078	44,246	525,294

REFUGEE TRENDS BY LOCATION



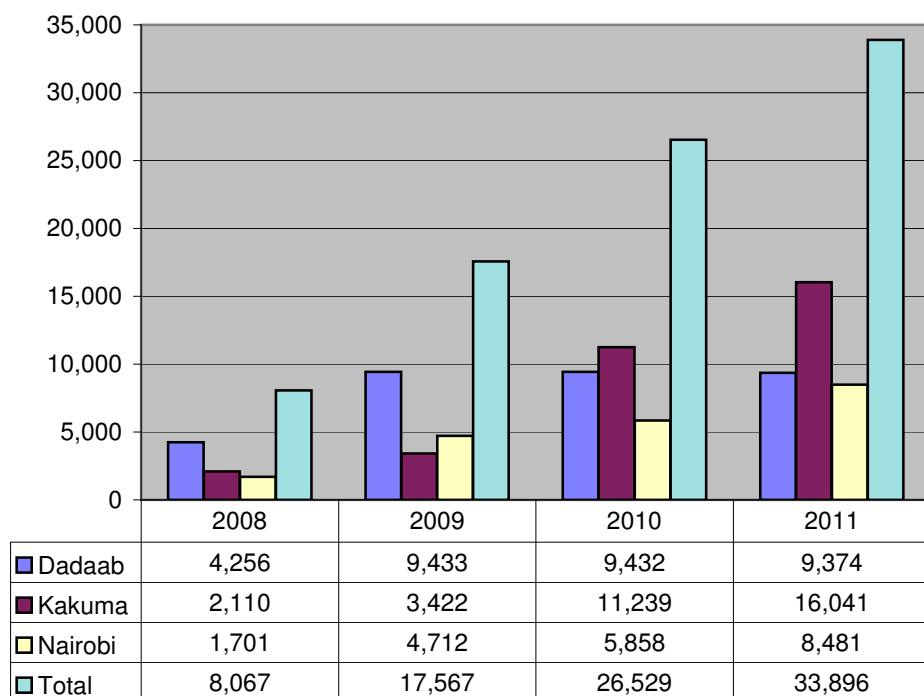
REFUGEE TREND BY MAJOR COUNTRIES OF ORIGIN



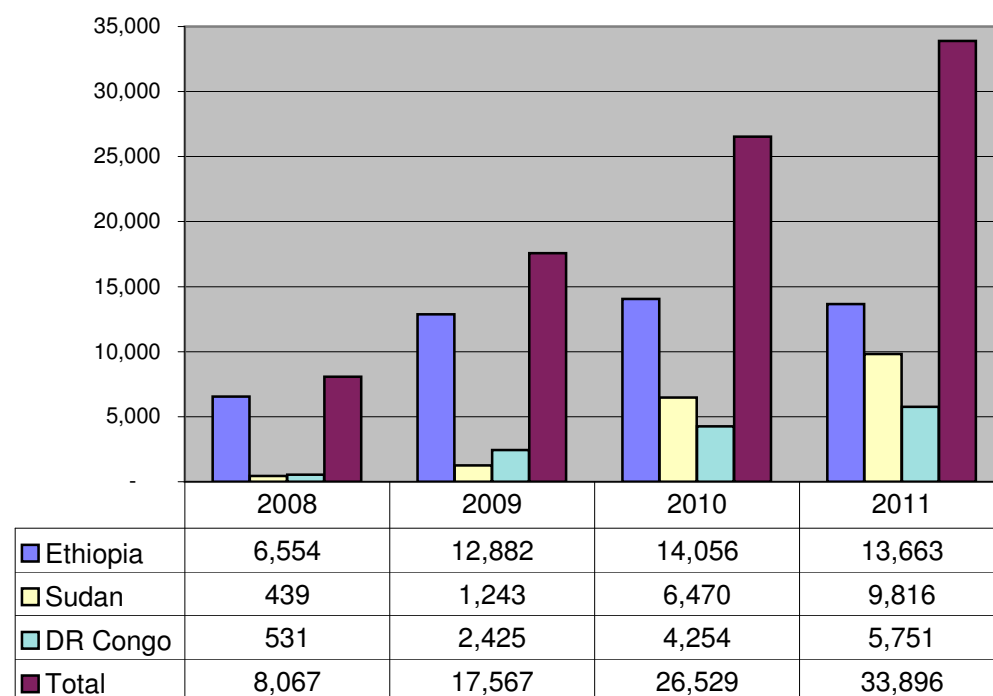
END OF YEAR ASYLUM SEEKERS STATISTICS BY COUNTRY OF ORIGIN AND LOCATION
August 2011

Country of Origin	2008				2009				2010				2011			
	Dadaab	Kakuma	Nairobi	Total	Dadaab	Kakuma	Nairobi	Total	Dadaab	Kakuma	Nairobi	Total	Dadaab	Kakuma	Nairobi	Total
Somalia	73	55	566	694	1,037	70	96	1,203	1,037	146	252	1,435	1,197	148	431	1,776
Ethiopia	4,233	1,298	1,023	6,554	8,954	1,648	2,280	12,882	8,954	1,726	3,376	14,056	7,513	1,829	4,321	13,663
Sudan	4	376	59	439	360	811	72	1,243	360	6,009	101	6,470	520	9,174	122	9,816
DR Congo	7	238	286	531	26	634	1,765	2,425	26	2,701	1,527	4,254	40	3,297	2,414	5,751
Rwanda	1	71	38	110	3	72	90	165	3	103	175	281	7	136	283	426
Eritrea	7	19	86	112	6	23	260	289	6	34	421	461	3	50	559	612
Burundi	2	53	74	129	69	174	102	345	69	521	141	731	73	1,252	196	1,521
Uganda	-	53	117	170	7	59	120	186	7	94	96	197	12	116	114	242
Other	2	2	18	22	8	1	23	32	7	51	21	79	9	39	41	89
Total	4,256	2,110	1,701	8,067	9,433	3,422	4,712	17,567	9,432	11,239	5,858	26,529	9,374	16,041	8,481	33,896

ASYLUM SEEKER TRENDS BY LOCATION



ASYLUM SEEKER TRENDS BY MAJOR COUNTRIES OF ORIGIN



KENYA REGISTRATION TREND BY LOCATION AND COUNTRY OF ORIGIN
August 2011

Nairobi August 2011

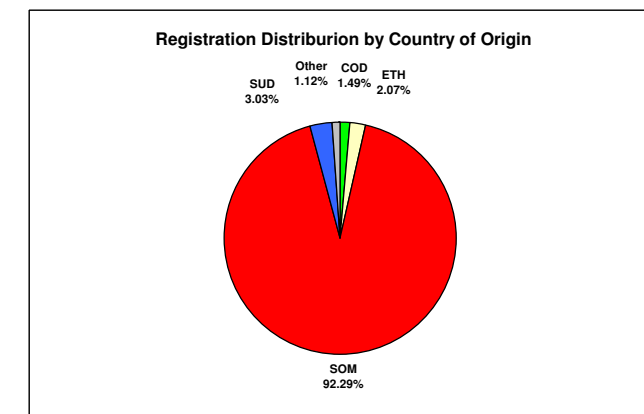
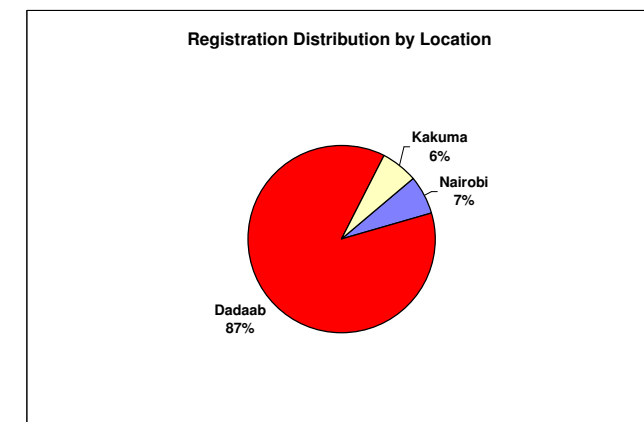
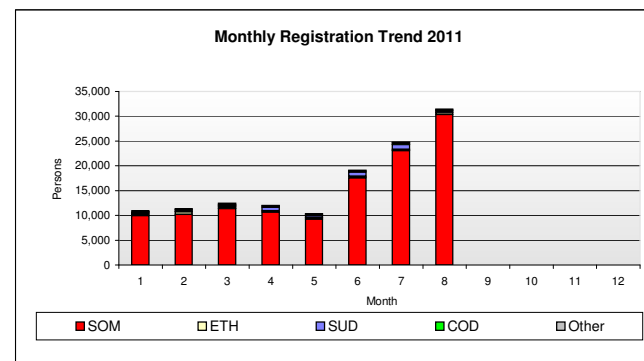
Total Kenya			Country of Origin																
	Month	Total	ARE	BDI	CMR	COD	ERT	ETH	GHA	GNB	ICO	NIG	PAK	RWA	SEY	SOM	SUD	TAN	UGA
	1	10,903		89		197	23	331	1		1			9		9,958	291		3
	2	11,381		167	1	300	30	520		1	1	1		21	1	10,176	151	4	7
	3	12,440	1	133		280	24	361						32		11,334	259	2	14
	4	12,029		82		291	11	251					1	21		10,636	731		5
	5	10,351		75		222	30	366			1	2		24		9,214	390	2	25
	6	19,124		127		188	27	284			5	6		24		17,572	885	1	5
	7	24,814		171		277	37	238				1		16		23,043	1,019		12
	8	31,479		135		220	30	394					1	30		30,376	287		6
	9																		
	10																		
	11																		
	12																		
Total	132,521	1	979	1	1,975	212	2,745	1	1	8	11	1	177	1	122,309	4,013	9	77	

69863 62,658

		02,000		Country of Origin																			
Nairobi	Month	Total	ARE	BDI	CMR	COD	ERT	ETH	GHA	GNB	ICO	NIG	PAK	RWA	SEY	SOM	SUD	TAN	UGA				
	1	832		5		132	20	113	1		1			9		547	1		3				
	2	1,088		14	1	201	28	261			1	1		20	1	553	2		5				
	3	881	1	13		124	23	138						18		556		2	6				
	4	1,146		13		112	8	91					1	12		908	1						
	5	1,623		16		139	30	145					2		23	1,250	11	2	5				
	6	1,398		4		121	26	120			4	6		15		1,100	1	1					
	7	1,007		10		59	33	95				1		13		792	1		3				
	8	1,035		2		134	29	85				1		15		764	3		2				
	9																						
	10																						
	11																						
	12																						
	Total	9,010	1	77	1	1,022	197	1,048	1		6	11	1	125	1	6,470	20	5	24				

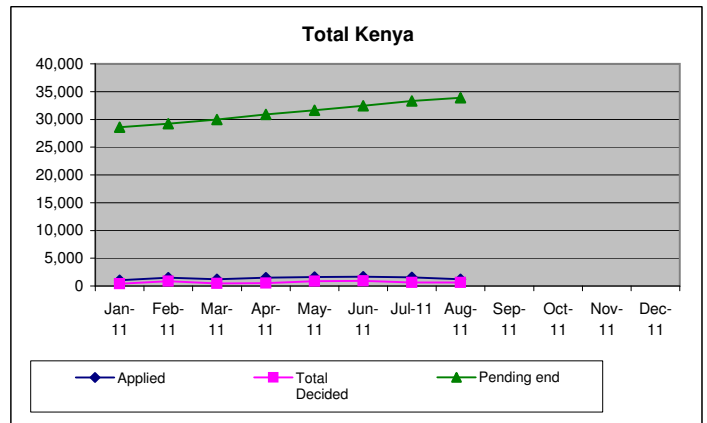
Dadaab			Country of Origin																
	Month	Total	ARE	BDI	CMR	COD	ERT	ETH	GHA	GNB	ICO	NIG	PAK	RWA	SEY	SOM	SUD	TAN	UGA
	1	9,339				1		182								9,151	5		
	2	9,460		2		1		214								9,241	2		
	3	10,552		2		4	1	171								10,373			1
	4	9,664						135								9,527	2		
	5	7,817				4		117			1					7,678	13		4
	6	16,492				2		137						1		16,300	52		
	7	21,915				1		116						3		21,769	25		1
	8	29,778				2		253								29,456	67		
	9																		
	10																		
	11																		
12																			
	Total	115,017		4		15	1	1,325			1			4		113,495	166		

Kakuma			Country of Origin																
	Month	Total	ARE	BDI	CMR	COD	ERT	ETH	GHA	GNB	ICO	NIG	PAK	RWA	SEY	SOM	SUD	TAN	UGA
	1	732		84		64	3	36								260	285		
	2	833		151		98	2	45		1				1		382	147	4	2
	3	1,007		118		152		52						14		405	259		7
	4	1,219		69		179	3	25						9		201	728		5
	5	911		59		79		104						1		286	366		16
	6	1,234		123		65	1	27			1			8		172	832		5
	7	1,892		161		217	4	27								482	993		8
	8	666		133		84	1	56						15		156	217		4
	9																		
	10																		
	11																		
12																			
	Total	8,494		898		938	14	372		1	1			48		2,344	3,827	4	47

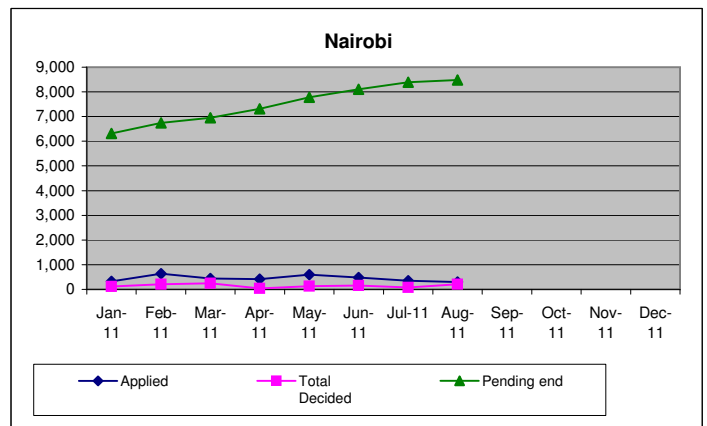


Individual Asylum Applications and Refugee Status Determination Trend - August 2011

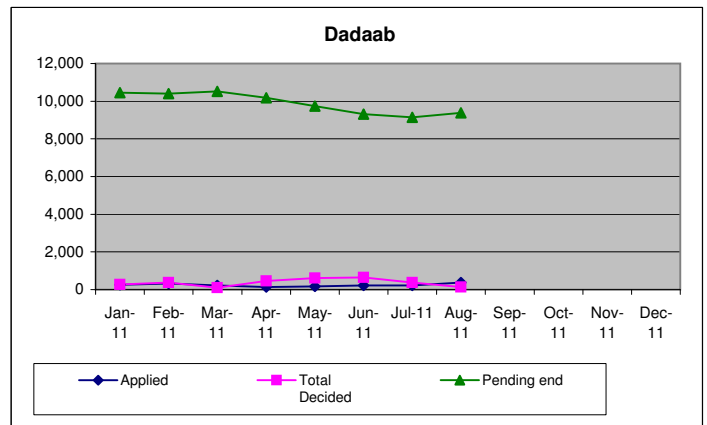
Total	Month	Pending begin	Applied	Reco-gnized	Reje-cted	Oth. Closed	Total Decided	Pending end
	Jan-11	27,966	1,011	347	44	0	391	28,586
	Feb-11	28,586	1,487	641	223	1	865	29,208
	Mar-11	29,208	1,225	270	180	0	450	29,983
	Apr-11	29,983	1,473	494	35	17	546	30,910
	May-11	30,910	1,595	735	86	22	843	31,662
	Jun-11	31,662	1,666	814	81	0	895	32,433
	Jul-11	32,433	1,542	509	131	0	640	33,335
	Aug-11	33,335	1,210	428	155	66	649	33,896
	Sep-11							
	Oct-11							
	Nov-11							
	Dec-11							
	Total		11,209	4,238	935	106	5,279	



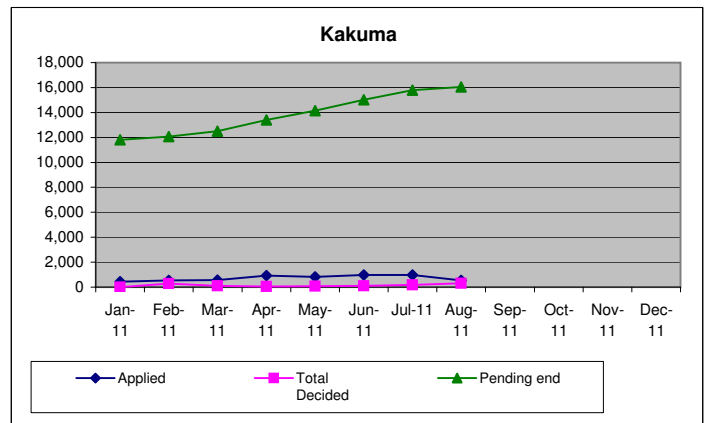
Nairobi	Month	Pending begin	Applied	Reco-gnized	Reje-cted	Oth. Closed	Total Decided	Pending end
	Jan-11	6,110	324	75	43	0	118	6,316
	Feb-11	6,316	637	111	94	0	205	6,748
	Mar-11	6,748	443	115	127	0	242	6,949
	Apr-11	6,949	410	18	24	1	43	7,316
	May-11	7,316	602	58	76	0	134	7,784
	Jun-11	7,784	481	83	76	0	159	8,106
	Jul-11	8,106	355	23	50	0	73	8,388
	Aug-11	8,388	299	117	89	0	206	8,481
	Sep-11							
	Oct-11							
	Nov-11							
	Dec-11							
	Total		3,551	600	579	1	1,180	



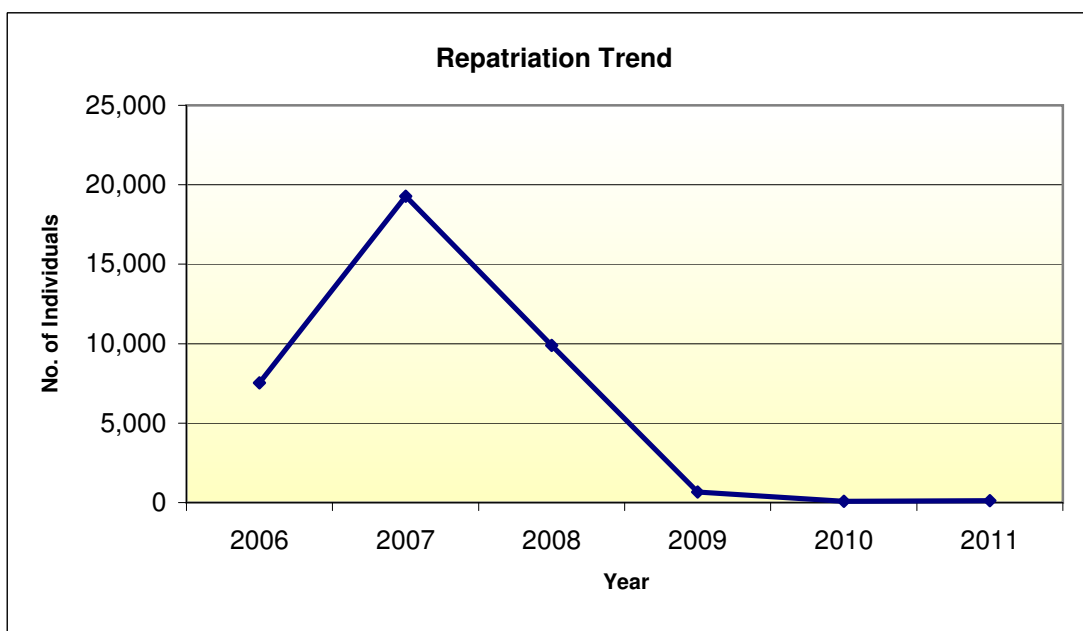
Dadaab	Month	Pending begin	Applied	Reco-gnized	Reje-cted	Oth. Closed	Total Decided	Pending end
	Jan-11	10,471	250	271	1	0	272	10,449
	Feb-11	10,449	320	368	1	0	369	10,400
	Mar-11	10,400	224	103	0	0	103	10,521
	Apr-11	10,521	132	452	2	10	464	10,189
	May-11	10,189	166	620	0	0	620	9,735
	Jun-11	9,735	221	643	0	0	643	9,313
	Jul-11	9,313	213	377	0	0	377	9,149
	Aug-11	9,149	367	142	0	0	142	9,374
	Sep-11							
	Oct-11							
	Nov-11							
	Dec-11							
	Total		1,893	2,976	4	10	2,990	



Kakuma	Month	Pending begin	Applied	Reco-gnized	Reje-cted	Oth. Closed	Total Decided	Pending end
	Jan-11	11,385	437	1	0	0	1	11,821
	Feb-11	11,821	530	162	128	1	291	12,060
	Mar-11	12,060	558	52	53	0	105	12,513
	Apr-11	12,513	931	24	9	6	39	13,405
	May-11	13,405	827	57	10	22	89	14,143
	Jun-11	14,143	964	88	5	0	93	15,014
	Jul-11	15,014	974	109	81	0	190	15,798
	Aug-11	15,798	544	169	66	66	301	16,041
	Sep-11							
	Oct-11							
	Nov-11							
	Dec-11							
	Total		5,765	662	352	95	1,109	

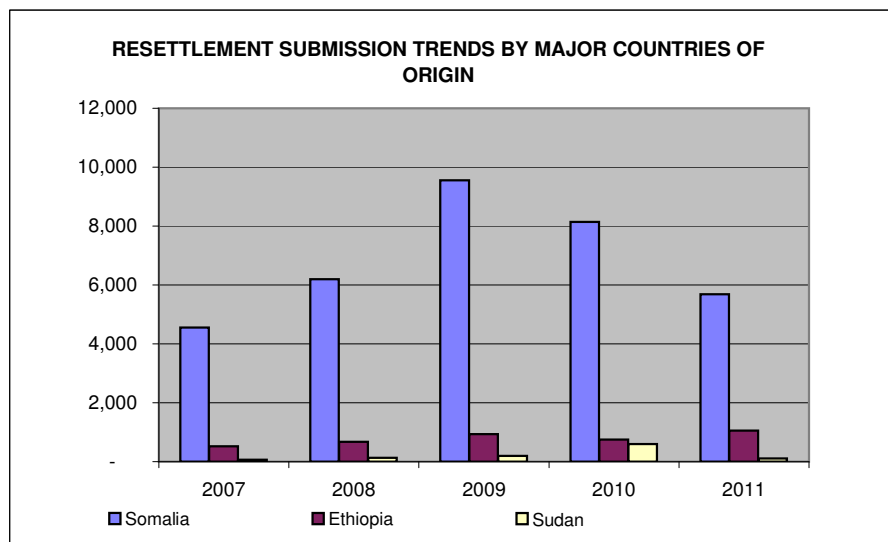


VOLUNTARY REPATRIATION FROM KENYA BY COUNTRY OF ORIGIN AS OF AUGUST 2011							
Country of Origin	Year						
	2006	2007	2008	2009	2010	2011	Total
Sudan	7,482	19,237	9,876	665	64	28	37,352
Burundi	35	22	6	2	1		66
Rwanda	7	12	-	1	2	2	24
Mozambique	5	-	-	-	5		10
Somalia	2	-	-	-	6	69	77
Congo	5	-	-	-	3	2	10
Ethiopia	2	1	1	-	-		4
Uganda	-	1	1	-	-	4	6
Other	-	-	-	-	2	6	8
Total	7,538	19,273	9,884	668	83	111	37,557

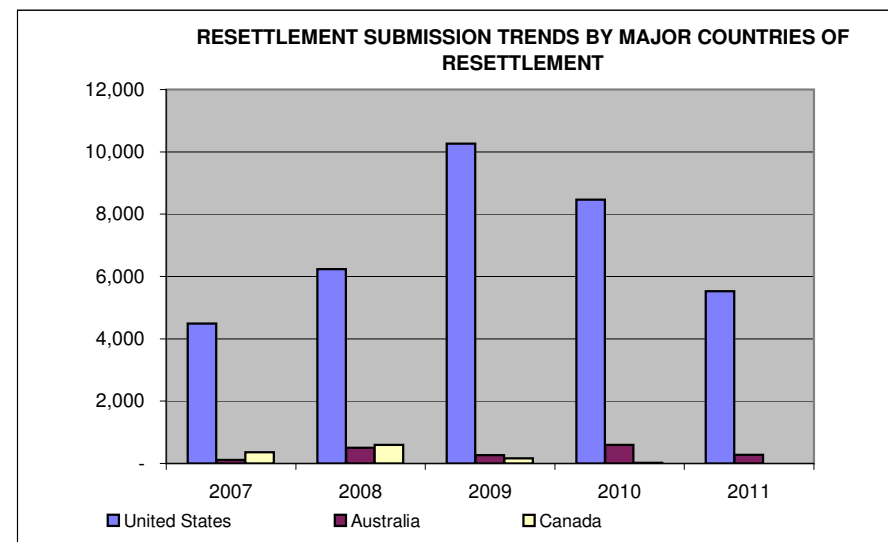


RESETTLEMENT SUBMISSION BY COUNTRY OF ORIGIN - AUGUST 2011						
Country of Origin	2007	2008	2009	2010	2011	Total
Somalia	4,549	6,199	9,552	8,143	5,688	34,131
Ethiopia	521	673	940	752	1,053	3,939
Sudan	61	130	198	602	110	1,101
DR Congo	31	173	90	223	119	636
Eritrea	33	73	63	67	14	250
Uganda	6	14	2	13	10	45
Burundi	23	106	22	15	4	170
Rwanda	18	6	28	45	9	106
Other	4	1	9	18	-	32
Total	5,246	7,375	10,904	9,878	7,007	40,410

* As of 31 August 2011



RESETTLEMENT SUBMISSION BY COUNTRY OF RESETTLEMENT - AUGUST 2011						
Country of Submission	2007	2008	2009	2010	2011	Total
United States	4,487	6,239	10,264	8,463	5,524	34,977
Australia	118	501	271	595	281	1,766
Canada	364	596	161	23	-	1,144
United Kingdom	166	1	8	280	641	1,096
Sweden	-	-	-	352	380	732
Netherlands	72	1	133	8	109	323
Denmark	-	1	2	132	-	135
Norway	14	-	15	16	72	117
Other	25	36	50	9	-	120
Total	5,246	7,375	10,904	9,878	7,007	40,410



RESETTLEMENT DEPARTURES BY COUNTRY OF ORIGIN

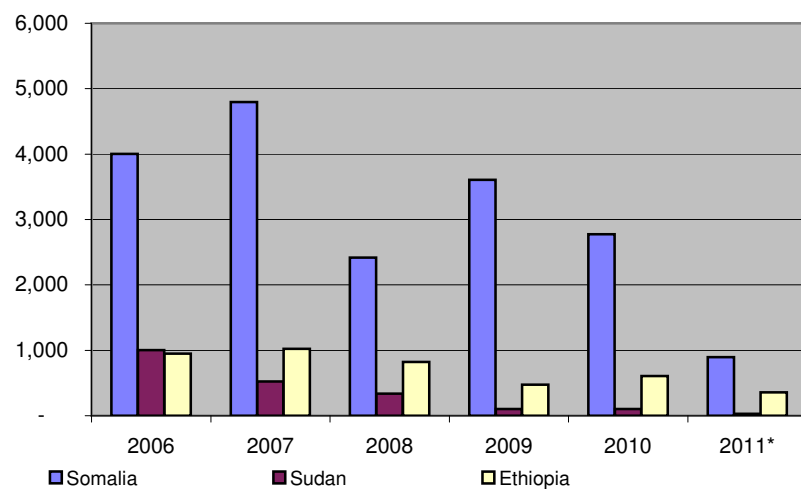
Country of Origin	2006	2007	2008	2009	2010	2011*	Total
Somalia	4,004	4,798	2,417	3,606	2,776	898	18,499
Sudan	1,002	526	340	101	103	30	2,102
Ethiopia	949	1,021	824	475	606	356	4,231
Rwanda	56	54	58	18	44	1	231
Uganda	15	54	55	16	13	6	159
Congo	82	-	173	175	179	18	627
Burundi	51	7	56	42	6	12	174
Eritrea	48	47	66	40	39	10	250
Other	1	-	-	1	7	120	129
Total	6,208	6,507	3,989	4,474	3,773	1,451	26,402

RESETTLEMENT DEPARTURES BY COUNTRY OF RESETTLEMENT

Country of Resettlement	2006	2007	2008	2009	2010	2011*	Total
USA	4,078	5,196	2,384	3,687	2,783	780	18,908
Canada	1,112	787	829	246	280	220	3,474
Australia	902	513	527	450	183	88	2,663
Sweden	60	3	10	29	327	227	656
United Kingdom	7	-	-	15	199	29	250
Netherlands	12	-	37	44	-	-	93
Norway	20	-	4	-	-	13	37
New Zealand	7	-	-	15	-	5	27
Other	17	8	198	3	1	89	316
Total	6,215	6,507	3,989	4,489	3,773	1,451	26,424

* As of 31 July 2011

RESETTLEMENT DEPARTURE TRENDS BY MAJOR COUNTRIES OF ORIGIN



RESETTLEMENT DEPARTURE TRENDS BY MAJOR COUNTRIES OF RESETTLEMENT

