

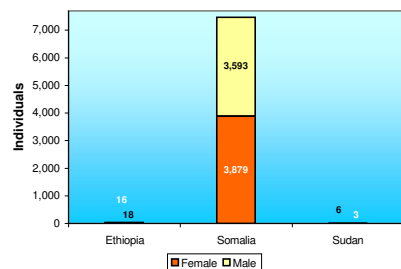
## Weekly New Registration Population Composition

12/09/11 - 18/09/11

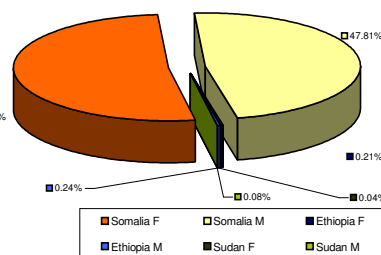
12th Sep - 18th Sep 11	Total	
	F	M
Individuals	3,898	3,617
Households	1080	1097

Breakdown by Country of Origin / Sex					
Somalia		Ethiopia		Sudan	
F	M	F	M	F	M
3,879	3,593	16	18	3	6
1073	1085	6	11	1	1

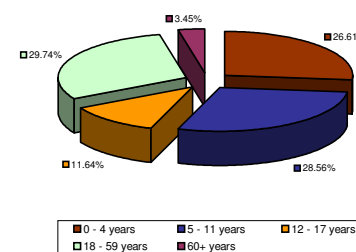
New arrivals, by sex and COO



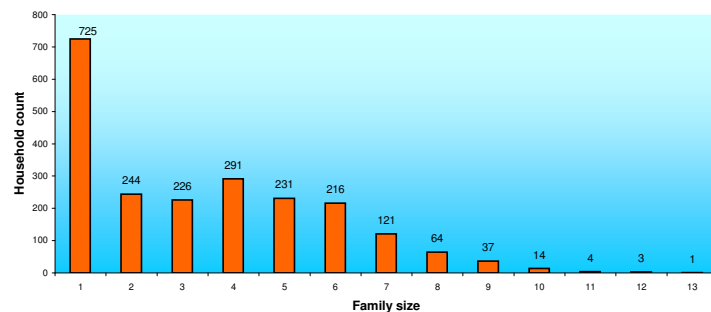
New arrivals, by sex and COO



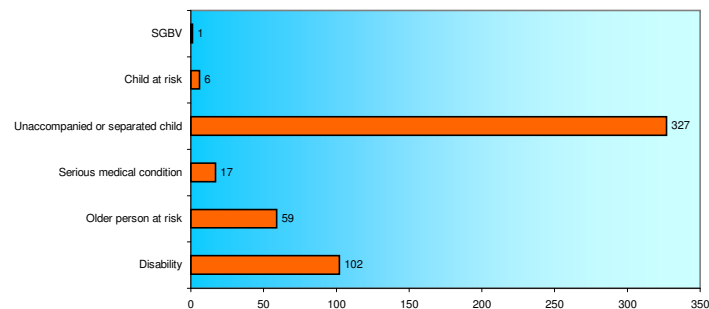
New arrivals, breakdown by age



Household by family size



Special needs identified



Weekly Registration Trends



NB: This report reflects registration trends. In addition to new arrivals reported here, the overall population in Dadaab also increases through new births, in-situ registration (of persons who arrived in a previous period but reported for registration later), family reunification, and various other data adjustments. Analysis and projections are based on actual persons registered in the UNHCR registration database (proGres)

**Notes:** Dadaab refugee camps continue to receive a significant number of new arrivals.

A total of 132,424 have been registered since the start of this Year with 130,756 individuals arriving from Somalia, 1,452 from Ethiopia, 185 from Sudan, 15 from the Democratic Republic of Congo, 4 from Burundi, 6 from Uganda, 1 from Eritrea, 1 from Côte d'Ivoire and 4 from Rwanda. 7,515 individuals have been registered during the week of 12th - 18th September of this Year, with 7,472 arriving from Somalia, 34 from Ethiopia and 9 from Sudan.

As of 18th September 2011, the overall population in the Dadaab camps stood at 440,754 persons. The average family size registered during the reporting period stood at 3 individuals. Family size 1 households represented 33% of all newly registered households.