



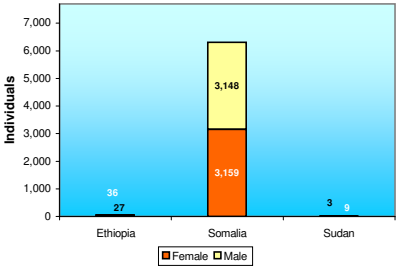
Weekly New Registration Population Composition

26/09/11 - 02/10/11

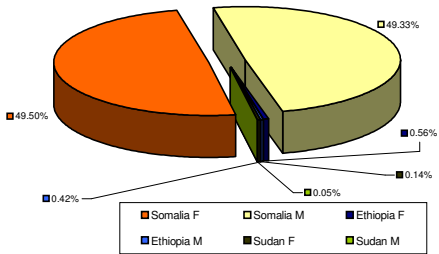
26th Sep - 2nd Oct 11	Total	
	F	M
Individuals	3,204	3,178
Households	914	1071

Breakdown by Country of Origin / Sex					
Somalia		Ethiopia		Sudan	
F	M	F	M	F	M
3,159	3,148	36	27	9	3
898	1059	15	11	1	1

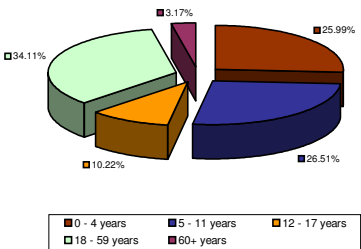
New arrivals, by sex and COO



New arrivals, by sex and COO



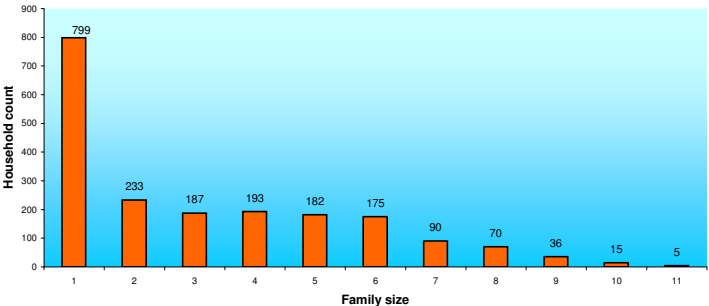
New arrivals, breakdown by age



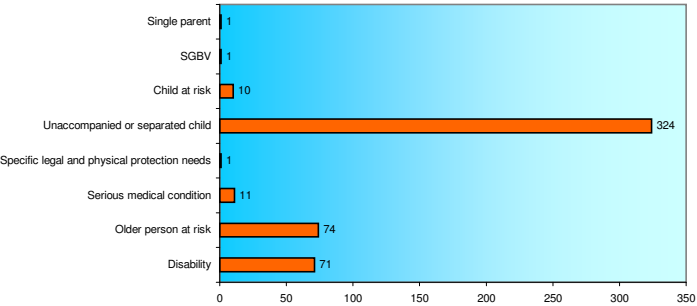
Notes: Dadaab refugee camps continue to receive a significant number of new arrivals. A total of 146,263 have been registered since the start of this Year with 144,461 individuals arriving from Somalia, 1,572 from Ethiopia, 198 from Sudan, 15 from the Democratic Republic of Congo, 5 from Burundi, 6 from Uganda, 1 from Eritrea, 1 from Côte d'Ivoire and 4 from Rwanda. 6,382 individuals have been registered during the week of 26th Sep - 2nd Oct of this Year, with 6,307 arriving from Somalia, 63 from Ethiopia and 12 from Sudan.

As of 2nd Oct 2011, the overall population in the Dadaab camps stood at 455,250 persons. The average family size registered during the reporting period stood at 3 individuals. Family size 1 households represented 40% of all newly registered households.

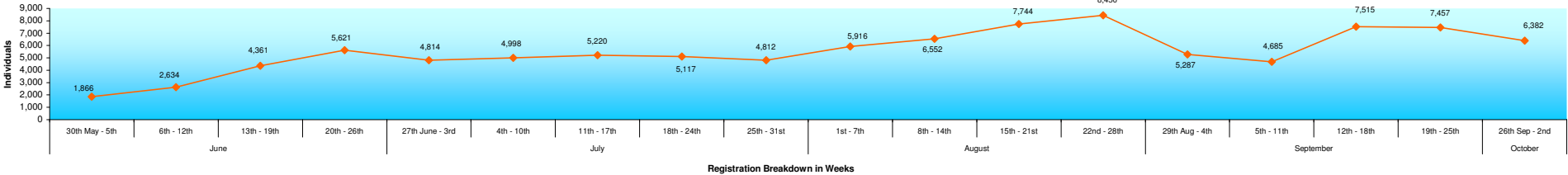
Household by family size



Special needs identified



Weekly Registration Trends



NB: This report reflects registration trends. In addition to new arrivals reported here, the overall population in Dadaab also increases through new births, in-situ registration (of persons who arrived in a previous period but reported for registration later), family reunification, and various other data adjustments. Analysis and projections are based on actual persons registered in the UNHCR registration database (proGres)