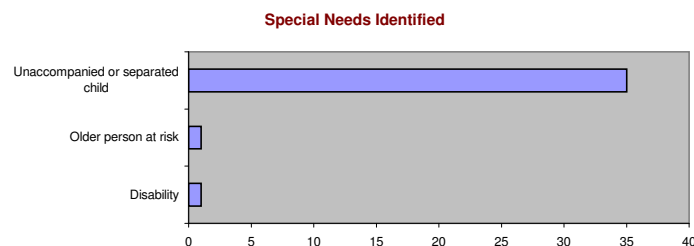
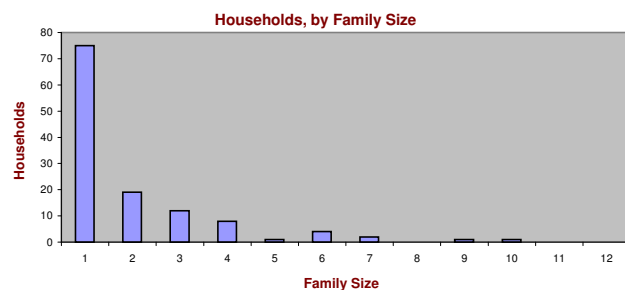
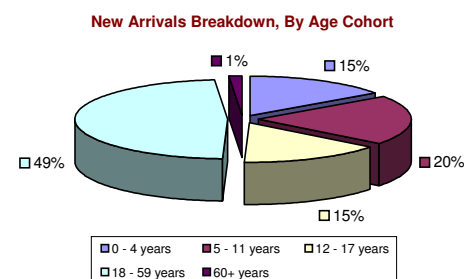
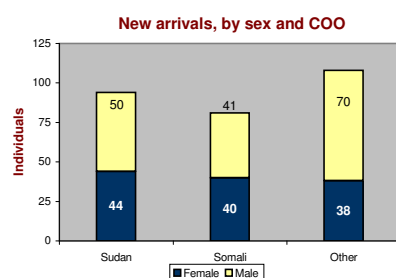
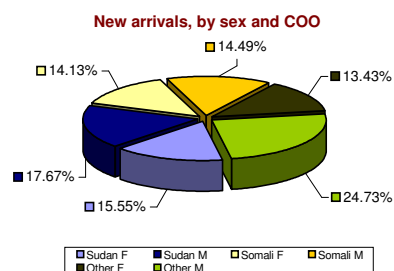


Weekly New Registration Population Composition

26/09/2011 - 30/09/2011

26th - 30th September 2011	Total		Breakdown by Country of Origin / Sex					
	F	M	Sudan		Somali		Other	
Individuals	122	161	F	M	F	M	F	M
			44	50	40	41	38	70
Households	15	36						
			10	7	3	10	2	19



Notes: A total of **8,701** new arrivals have been registered since the start of this year; with 3,939 arriving from Sudan, 2,176 from Somalia, 978 from DRC, 1,006 from Burundi, 469 from Ethiopia, 57 from Rwanda, 49 from Uganda, 20 from Eritrea, 4 from Tanzania, 1 from Guinea Bissau, 1 from Congo Brazzaville and 1 from Ivory Coast.

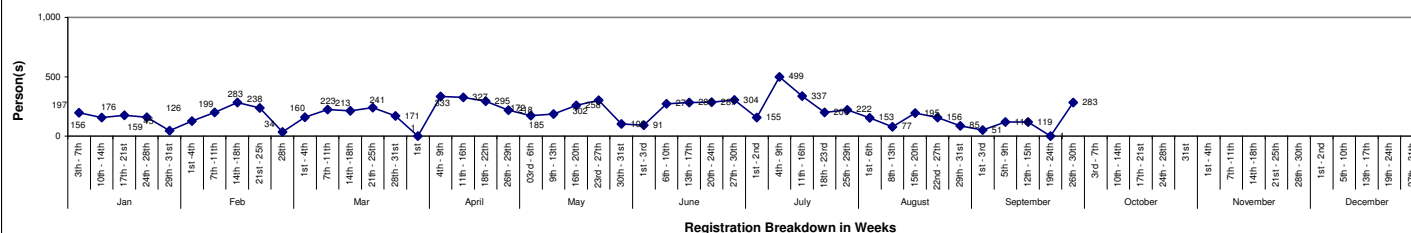
283 individuals were registered the week of 26th - 30th September 2011; 94 from Sudan, 81 from Somalia, 37 from DRC, 52 from Burundi, and 19 from Ethiopia. As at 30th September 2011, the overall population in Kakuma Refugee Camp stood at **83,063**.

The average family size registered during the reporting period stood at 505 individuals. Family size 1 households represented 61.0% of all newly registered households.

As at 1st October 2011, the total South Sudanese returnee figure stands at **282** individuals, mainly from Upper Nile, Equatoria and few Bahr el Ghazal States.

□

Weekly Registration Trends



NB: This report reflects registration trends. In addition to new arrivals reported here, the overall population in Kakuma also increases through new births, in-situ registration (of persons who arrived in a previous period but reported for registration later), family reunification, and various other data adjustments. Analysis and projections are based on actual persons registered in the UNHCR registration database (proGres)