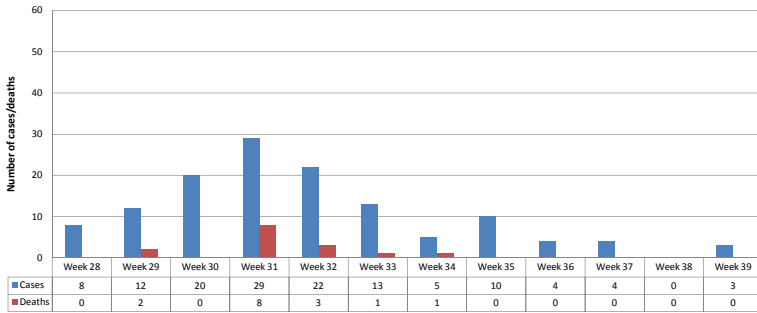


Measles Update

Total for all refugee locations: **401** cases **23** deaths

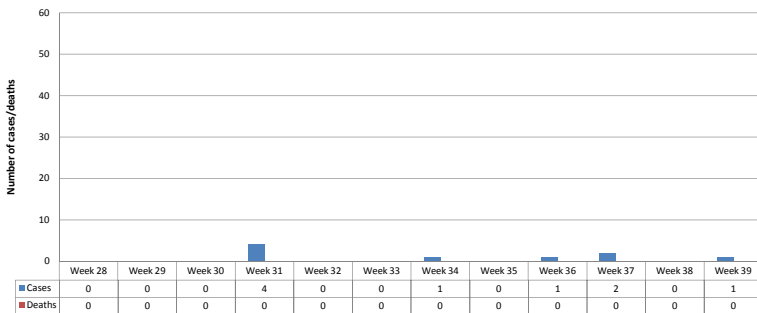
Kobe


Actions:

- Post-vaccination assessment completed and results awaited
- MSF-S to continue scaling up active case finding and mobile outreach to detect and manage active cases at community-level.
- MSF-S to report weekly line list of measles cases and deaths to UNHCR

Total: **130** cases **15** deaths

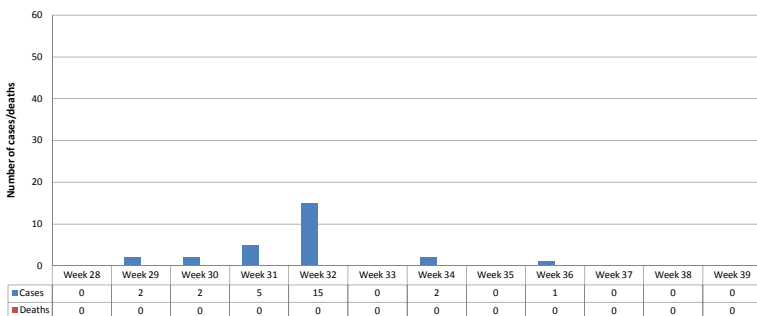
Bokolmanyu


Actions:

- ARRA to heighten surveillance at health facility-level and among community health workers to detect new cases.
- ARRA and MSF-S to report weekly line list of measles cases and deaths to UNHCR .

Total: **9** cases **0** deaths

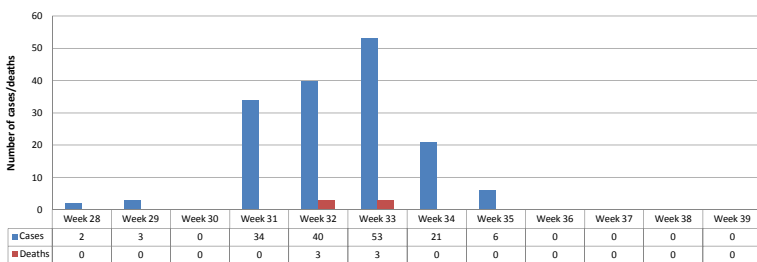
Melkadida


Actions:

- MSF-S to report daily line list of measles cases and deaths to UNHCR.

Total: **27** cases **0** deaths

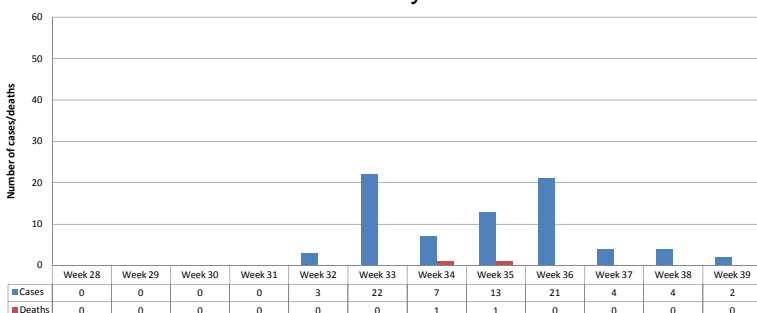
Transit centre


Actions:

- MSF-S to continue surveillance at health facility and among community health workers to detect new cases
- Children aged 6m to 15 years continue to be vaccinated for measles, regardless of history, prior to being relocated to Hilaweyn
- MSF-S to report weekly line list of measles cases and deaths to UNHCR

Total: **159** cases **6** deaths

Hilaweyn


Actions:

- MSF-H to heighten surveillance among all new arrivals for any cases of measles.
- IOM to continue supporting health messaging and awareness raising during transit to Hilaweyn on buses.
- MSF-H to report weekly line list of measles cases and deaths to UNHCR.
- Continue identification of community health workers as relocation continues and ensure active case finding, health education and promotion of health seeking behaviour.

Total: **76** cases **2** deaths

Contact information
Dollo Ado

Name: Dr Allen Maina
Email: mainaa@unhcr.org
Phone number: +252 699 779 859

Addis Ababa

Name: Dr Mohamed Qassim
Email: gassimm@unhcr.org
Phone number: +251 922 526 839



Descriptive epidemiology

| Overall | | | | | |
|---------------------------|------------|--------------|---------------|------------|---------|
| | Age cohort | | | | Overall |
| | < 5 years | 5 - 15 years | 15 - 30 years | > 30 years | |
| Population | 32,093 | 51,916 | 24,950 | 17,290 | 126,249 |
| Cases | 55 | 161 | 120 | 65 | 401 |
| Deaths | 14 | 3 | 4 | 2 | 23 |
| Attack rate (per 100,000) | 171.4 | 310.1 | 481.0 | 375.9 | 317.6 |
| Case Fatality Rate | 20% | 2% | 3% | 3% | 5% |

| Kobe | | | | | |
|---------------------------|------------|--------------|---------------|------------|---------|
| | Age cohort | | | | Overall |
| | < 5 years | 5 - 15 years | 15 - 30 years | > 30 years | |
| Population | 6,454 | 10,017 | 6,750 | 1,735 | 24,956 |
| Cases | 18 | 30 | 53 | 29 | 130 |
| Deaths | 10 | 1 | 2 | 2 | 15 |
| Attack rate (per 100,000) | 278.9 | 299.5 | 785.2 | 1671.5 | 520.9 |
| Case Fatality Rate | 36% | 3% | 4% | 6% | 10% |

| Bokolmanyo | | | | | |
|---------------------------|------------|--------------|---------------|------------|---------|
| | Age cohort | | | | Overall |
| | < 5 years | 5 - 15 years | 15 - 30 years | > 30 years | |
| Population | 8,748 | 15,917 | 6,426 | 6,201 | 37,292 |
| Cases | 6 | 3 | | | 9 |
| Deaths | 0 | 0 | | | 0 |
| Attack rate (per 100,000) | 68.6 | 18.8 | 0 | 0 | 24.1 |
| Case Fatality Rate | 0% | 0% | 0% | 0% | 0% |

| Melkadida | | | | | |
|---------------------------|------------|--------------|---------------|------------|---------|
| | Age cohort | | | | Overall |
| | < 5 years | 5 - 15 years | 15 - 30 years | > 30 years | |
| Population | 10,766 | 16,032 | 6,635 | 6,068 | 39,501 |
| Cases | 6 | 5 | 9 | 7 | 27 |
| Deaths | 0 | 0 | 0 | 0 | 0 |
| Attack rate (per 100,000) | 55.7 | 31.2 | 135.6 | 115.4 | 68.4 |
| Case Fatality Rate | 0% | 0% | 0% | 0% | 0% |

| Transit centre | | | | | |
|---------------------------|------------|--------------|---------------|------------|---------|
| | Age cohort | | | | Overall |
| | < 5 years | 5 - 15 years | 15 - 30 years | > 30 years | |
| Population | 3,750 | 6,150 | 2,574 | 2,526 | 15,000 |
| Cases | 12 | 105 | 28 | 14 | 159 |
| Deaths | 4 | 2 | 0 | 0 | 6 |
| Attack rate (per 100,000) | 320.0 | 1707.3 | 1087.8 | 554.2 | 1060.0 |
| Case Fatality Rate | 25% | 2% | 0% | 0% | 4% |

| Hilaweyn | | | | | |
|---------------------------|------------|--------------|---------------|------------|---------|
| | Age cohort | | | | Overall |
| | < 5 years | 5 - 15 years | 15 - 30 years | > 30 years | |
| Population | 2,375 | 3,800 | 2,565 | 760 | 9,500 |
| Cases | 13 | 18 | 30 | 15 | 76 |
| Deaths | 0 | 0 | 2 | 0 | 2 |
| Attack rate (per 100,000) | 547.4 | 473.7 | 1169.6 | 1973.7 | 800.0 |
| Case Fatality Rate | 0% | 0% | 6% | 0% | 3% |