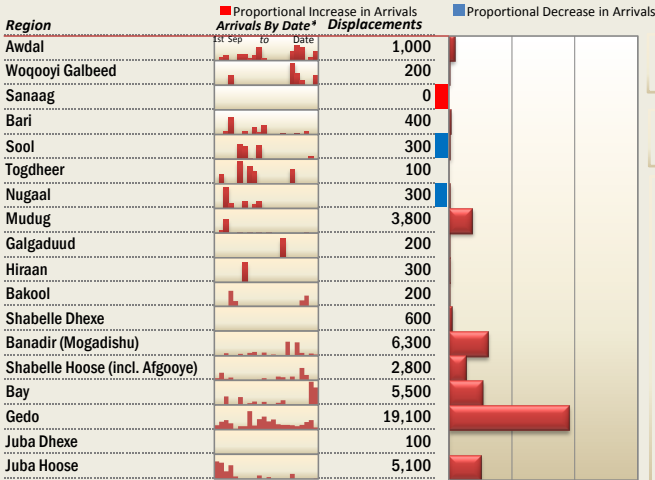


Regions Receiving IDPs



Total Displacements (nationwide)

46,200

Returns (nationwide)

27,580

Total Displacements from Mogadishu

6,000

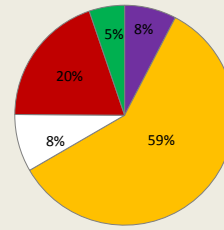
Leaving

2,600

Within

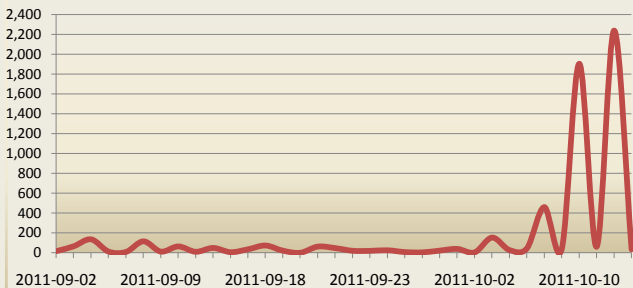
3,400

Main Reasons for Movement

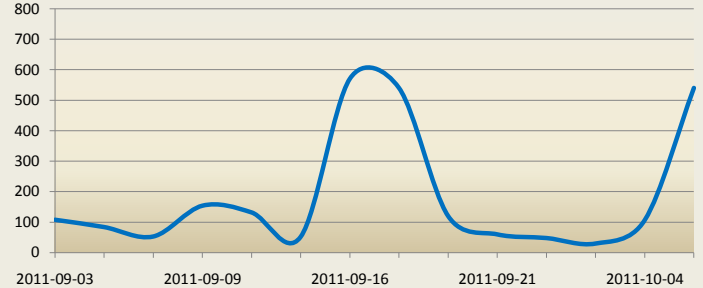


Reason	People
Clan Conflict	3,530
Drought	27,290
Forced Return	3,920
Insecurity	9,100
Lack of livelihood	2,410

Mogadishu Displacements From Mogadishu



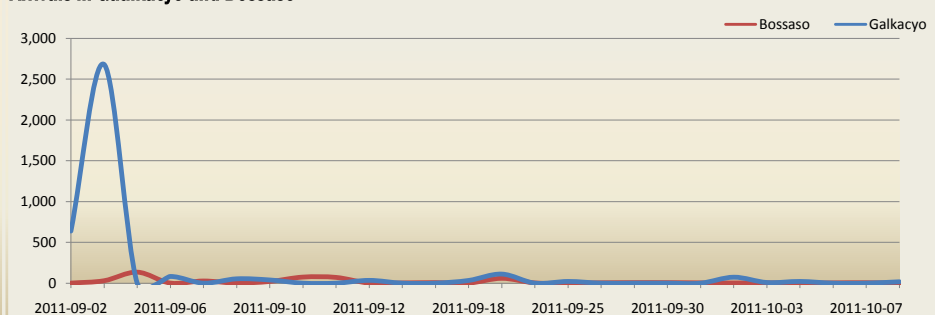
To Mogadishu



Top 10 Districts Receiving IDPs

District	Region	Displacements
Belet Xaawo	Gedo	7,470
Ceel Waaq	Gedo	4,660
Afmadow	Juba Hoose	4,170
Gaalkacyo	Mudug	3,840
Baardheere	Gedo	3,560
Qansax Dheere	Bay	3,500
Hodan	Banadir	1,970
Waaberi	Banadir	1,950
Afgooye	Shabelle Hoose	1,810
Doollow	Gedo	1,730

Arrivals in Gaalkacyo and Bossaso



Top 10 Settlements Receiving IDPs

Town/City	Region	Displacements
Belet Xaawo	Gedo	7,450
Mogadishu	Banadir	6,330
Ceel Waaq	Gedo	4,160
Gaalkacyo	Mudug	3,810
Qansax Dheere	Bay	3,500
Baardheere	Gedo	3,260
Dobley	Juba Hoose	2,490
Doollow	Gedo	1,730
Luuq	Gedo	1,570
Baydhaba	Bay	1,410

Where People Came From

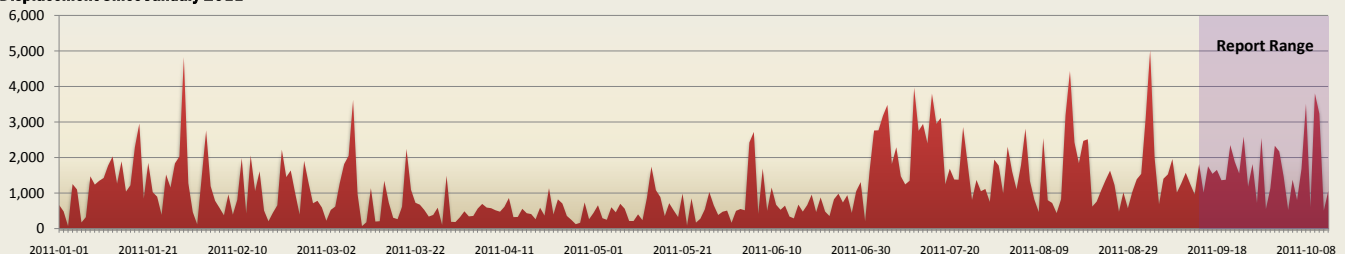
Town/City	Displacements
Baydhaba	6,590
Mogadishu	5,970
Gaalkacyo	5,050
Diinsoor	4,500
Baardheere	3,300
Belet Xaawo	2,610
Ceel Waaq	2,110
Marka	1,250
Garbahaarey	1,100
Saakow	970

By District

District	Displacements
Baydhaba	7,920
Gaalkacyo	5,050
Diinsoor	4,500
Baardheere	3,650
Garbahaarey	3,380
Belet Xaawo	3,010
Ceel Waaq	2,100
Afmadow	1,400
Marka	1,300
Afgooye	1,100

NOTE: These figures are estimates. They are intended to show population movement trends, not cumulative IDP population data. Figures are based upon reports received from local NGOs based in the field.

All Displacement Since January 2011



Source: IASC Somalia Population Movement Tracking system

PMT/PMN Funded by:



European Commission Humanitarian Aid



The People of Japan

For further information contact:

smawfiel@unhcr.org

needham@unhcr.org

Matthew Smawfield (Operations Data Manager)

Needham Andreas (PI Officer/Executive Assistant)