



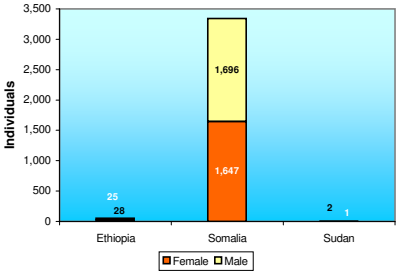
Weekly New Registration Population Composition

10/10/11 - 16/10/11

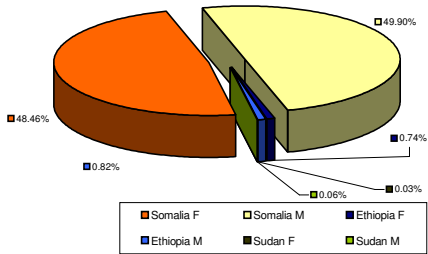
10th Oct - 16th Oct 11	Total	
	F	M
Individuals	1,673	1,726
Households	511	636

Breakdown by Country of Origin / Sex					
Somalia		Ethiopia		Sudan	
F	M	F	M	F	M
1,647	1,696	25	28	1	2
503	625	8	10	0	1

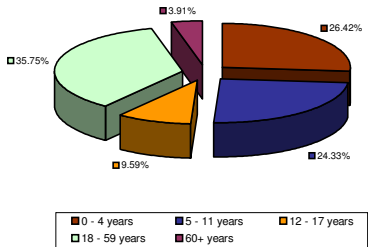
New arrivals, by sex and COO



New arrivals, by sex and COO



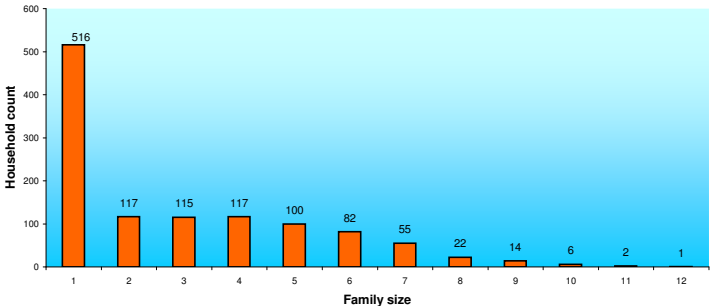
New arrivals, breakdown by age



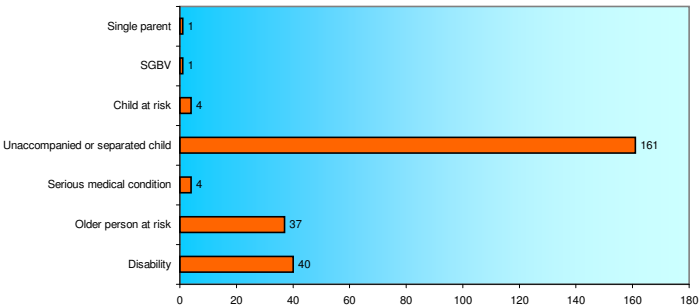
**Notes:** Dadaab refugee camps continue to receive a significant number of new arrivals. A total of 154,349 have been registered since the start of this Year with 152,411 individuals arriving from Somalia, 1,697 from Ethiopia, 205 from Sudan, 15 from the Democratic Republic of Congo, 5 from Burundi, 10 from Uganda, 1 from Eritrea, 1 from Côte d'Ivoire and 4 from Rwanda. 3,399 individuals have been registered during the week of 10th Oct - 16th Oct of this Year, with 3,343 arriving from Somalia, 53 from Ethiopia and 3 from Sudan.

As of 16th Oct 2011, the overall population in the Dadaab camps stood at 463,739 persons. The average family size registered during the reporting period stood at 3 individuals. Family size 1 households represented 45% of all newly registered households.

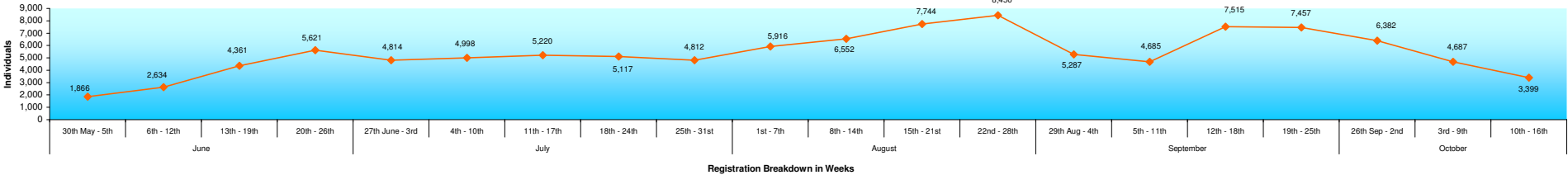
Household by family size



Special needs identified



Weekly Registration Trends



NB: This report reflects registration trends. In addition to new arrivals reported here, the overall population in Dadaab also increases through new births, in-situ registration (of persons who arrived in a previous period but reported for registration later), family reunification, and various other data adjustments. Analysis and projections are based on actual persons registered in the UNHCR registration database (proGres)