

# Population Movement Tracking Monthly Report

September 2011

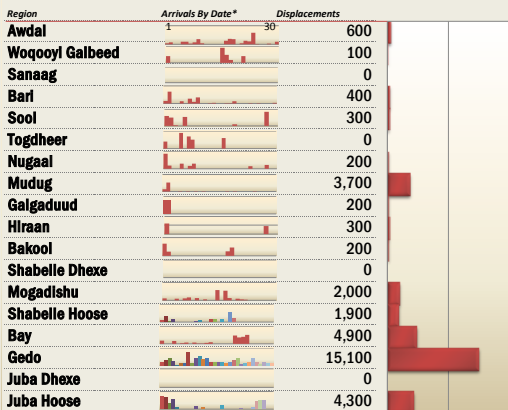


Displacements continue to decrease since the peak of 63,000 reported in July, 2011. The month of September recorded 34,000 displacements, while 42,000 displacements were recorded in August. Drought continues to be the major cause of displacement at 72%. Gedo region for the second consecutive month had the highest number of drought related displacements. Its districts of Belet Xaawo, Ceel Waaq, Baardhere and Luuq recorded a total of 14,000 displacements mostly due to drought. About 3,800 drought related displacements were also recorded in Afmadow district in Juba Hoose region. A reported clan conflict in Gaalkacyo lead to 3,500 displacements within the district. Following the retreat of Al Shabab from Mogadishu in August, 17,000 IDPs returned to their districts of origin in Mogadishu.

## Total Displacements within Somalia

**34,000** nationwide

## Areas Receiving IDPs



\* Arrivals by Date shows roughly when IDPs arrived during the month.

## Top 10 Districts Receiving IDPs

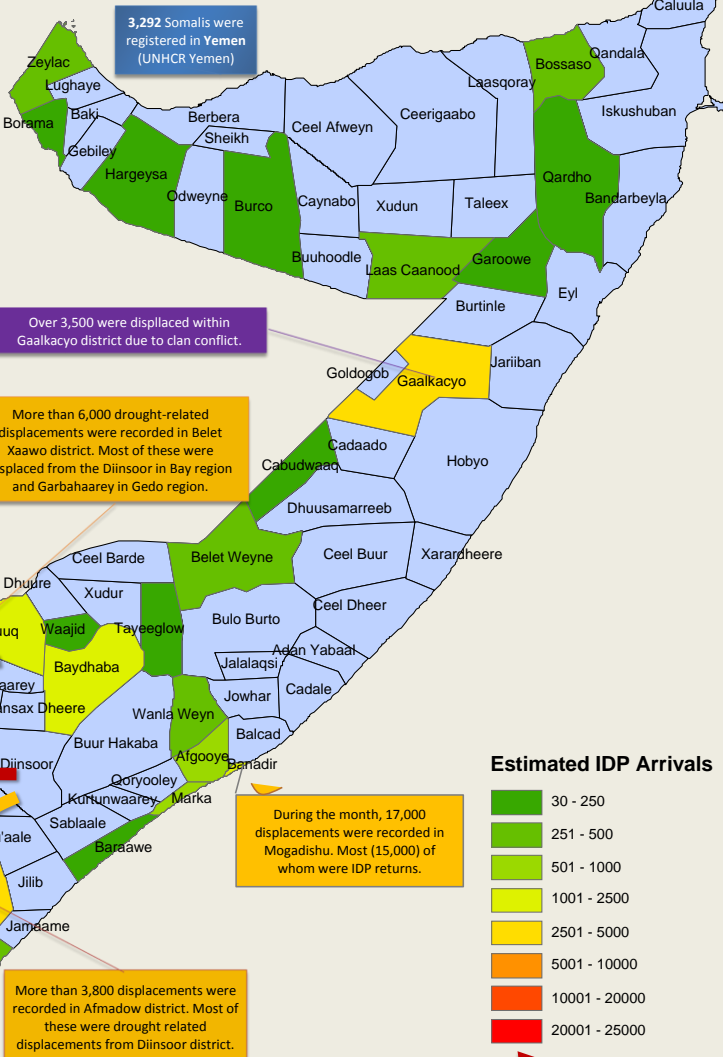
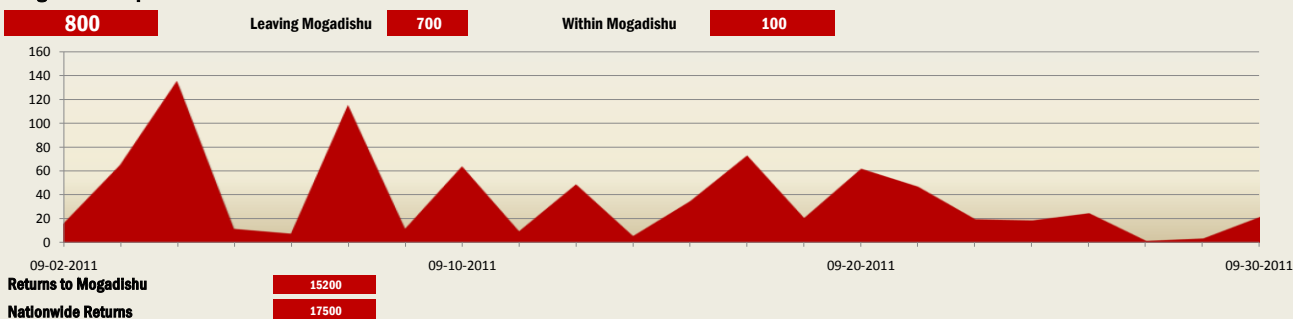
District	Region	Displacements
Belet Xaawo	Gedo	6,440
Afmadow	Juba Hoose	3,830
Ceel Waaq	Gedo	3,780
Gaalkacyo	Mudug	3,690
Qansax Dheere	Bay	3,500
Baardhere	Gedo	2,920
Waaberi	Banadir	1,110
Luuq	Gedo	1,080
Baydhaba	Bay	1,010
Afgooye	Shabelle Hoose	900

## Top 10 towns/cities Receiving IDPs

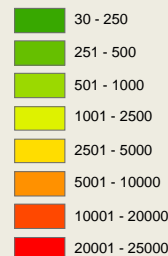
Town/City	Region	Displacements
Belet Xaawo	Gedo	6,420
Gaalkacyo	Mudug	3,690
Qansax Dheere	Bay	3,500
Ceel Waaq	Gedo	3,270
Baardhere	Gedo	2,620
Dobley	Juba Hoose	2,330
Mogadishu	Banadir	2,050
Luuq	Gedo	1,080
Baydhaba	Bay	810
Doolow	Gedo	810

NOTE: These figures are estimates. They are intended to show population movement trends, not cumulative IDP population data. Figures are based upon reports received from local NGOs based in the field.

## Mogadishu displacement



## Estimated IDP Arrivals



Major Movements

## Where people are coming from; By District/Town/City

Town/City	Displacements
Baydhaba	5,640
Gaalkacyo	5,040
Diinsoor	4,240
Baardhere	2,560
Ceel Waaq	2,010
Belet Xaawo	1,840
Marka	1,250
Garbahaarey	890
Saakow	870
Mogadishu	820

## By District

District	Displacements
Baydhaba	6,780
Gaalkacyo	5,040
Diinsoor	4,240
Baardhere	2,780
Garbahaarey	2,540
Belet Xaawo	2,240
Ceel Waaq	2,010
Marka	1,250
Saakow	930
Qansax Dheere	780

Not including Mogadishu

## Overview of Reports Received

Number of Reports Received

653

### Causes of Movement

Type	People	Reports
Drought	25,010	364
IDP Return	17,480	134
Forced Return	4,520	12
Insecurity	4,220	74

### Breakdown of Reports by Location

Country	Region	Forms
Somalia	Somalia	432
Somalia	Somaliland	113
Somalia	Puntland	53
Kenya		50
Ethiopia		2

Movements outside of Somalia are not reported in the overall total figures

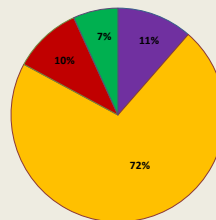
## Coping Mechanisms

Displacement trends reflect the tendency for IDPs to travel in groups and move to areas where they can find social/ clan support.



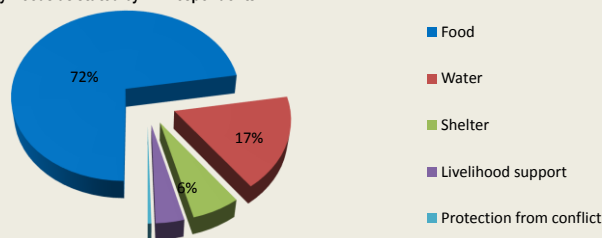
## Reasons for Displacement\*

People



Clan Conflict	3,530
Drought	22,080
Insecurity	3,200
Lack of livelihood	2,100

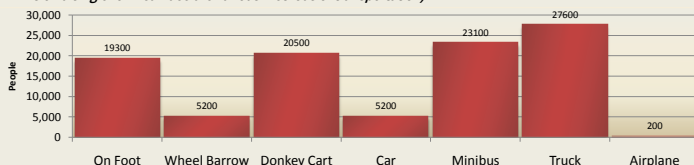
### Priority Needs as stated by IDP respondents



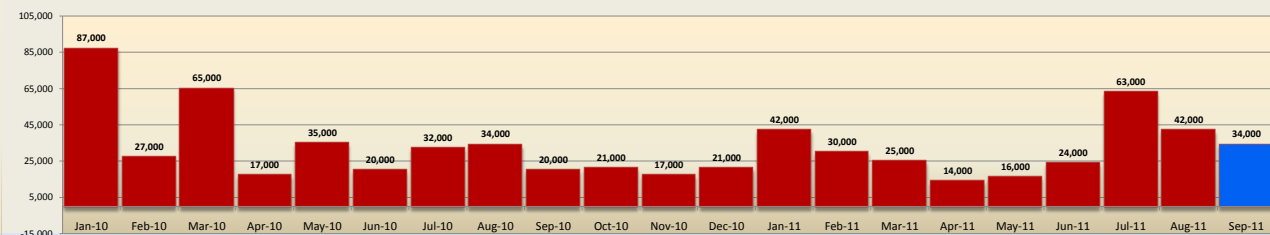
On a single form, IDPs can state various priority needs, this chart shows the top priorities only.

### Mode of Transportation

The mode of transportation for IDPs varies from place to place. The following methods were reported. (Note: IDPs on a single form can declare various methods of transportation)



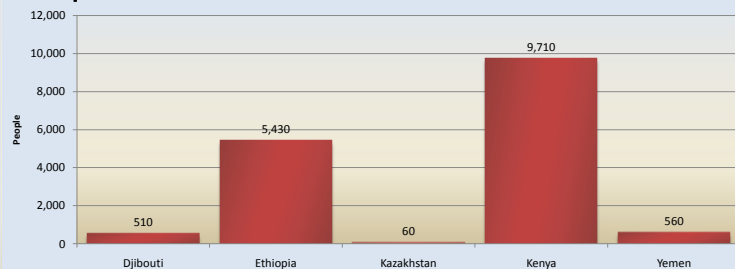
## All Displacement since January 2010



## Cross-Border Movement

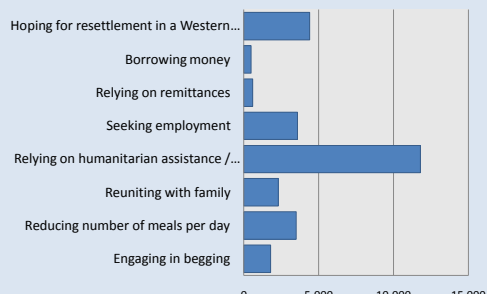
The region bordering Somalia continues to experience influx of new arrivals from Somalia; Kenya registered 24,735 new Somali arrivals in Dadaab (UNHCR Kenya) and 3,292 were registered in Yemen (UNHCR Yemen).

### IDPs Expression of Intention to Cross International Borders

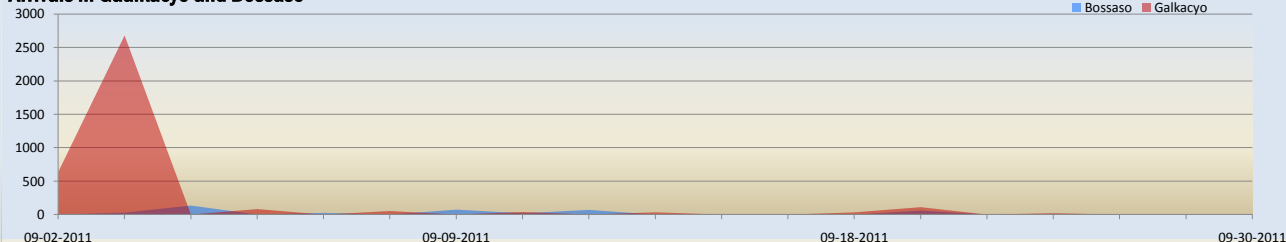


Please note that our database only accepts 1 final destination per form. The destination furthest away is the one entered in the database. For example a form that lists the final destination as "Saudi Arabia and Yemen" will have Saudi Arabia entered in the database. As a result the numbers above should be considered estimates and indicative of general trends only.

### Coping Mechanisms (Mixed Migration)



## Arrivals in Gaalkacyo and Bossaso



Source: IASC Somalia Population Movement Tracking system

PMT/PMN is funded by:

European Commission Humanitarian Aid

The People of Japan

For further information contact:

[smawfield@unhcr.org](mailto:smawfield@unhcr.org)  
[needham@unhcr.org](mailto:needham@unhcr.org)

Matthew Smawfield  
Andreas Needham

Operations Data Manager  
PI Officer/Executive Assistant

\*Reasons for displacement excludes IDP returns