

Mogadishu IDP Influx

2011 has witnessed an unprecedented arrival of IDPs into Mogadishu due to drought related reasons. While the largest influx of IDPs occurred in January 2011, trends indicate that since March, the rate of influx has been steadily increasing. Based on IASC Population Movement Tracking (PMT) data, this analysis aims to identify the key areas receiving IDPs in Mogadishu as well as the source of displacement this year.

1st Quarter

January to March 2011

Total IDP Arrivals in Mogadishu **31,400**

From other areas of Somalia, not including displacement within Mogadishu.

Arrivals by Month



Reason for Displacement

Why did these people travel to Mogadishu?

Eviction
 2,200
 7% of all arrivals in Mogadishu this quarter

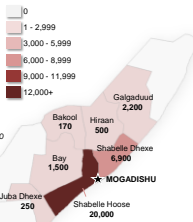
Insecurity
 2,300
 7% of all arrivals in Mogadishu this quarter

Lack of Livelihood
 6,300
 20% of all arrivals in Mogadishu this quarter

Drought
 21,700
 68% of all arrivals in Mogadishu this quarter

Source of Displacement

Where are these IDPs coming from?



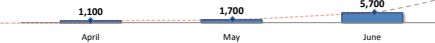
2nd Quarter

April to June 2011

Total IDP Arrivals in Mogadishu **8,500**

From other areas of Somalia, not including displacement within Mogadishu.

Arrivals by Month



Reason for Displacement

Why did these people travel to Mogadishu?

Eviction
 100
 1% of all arrivals in Mogadishu this quarter

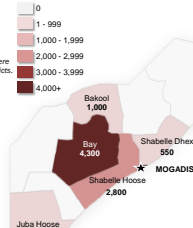
Insecurity
 1,400
 16% of all arrivals in Mogadishu this quarter

Lack of Livelihood
 0
 0% of all arrivals in Mogadishu this quarter

Drought
 7,100
 83% of all arrivals in Mogadishu this quarter

Source of Displacement

Where are these IDPs coming from?



3rd Quarter

July to September 2011

Total IDP Arrivals in Mogadishu **35,800**

From other areas of Somalia, not including displacement within Mogadishu.

Arrivals by Month



Reason for Displacement

Why did these people travel to Mogadishu?

Eviction
 0
 0% of all arrivals in Mogadishu this quarter

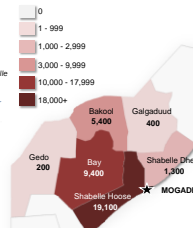
Insecurity
 400
 1% of all arrivals in Mogadishu this quarter

Lack of Livelihood
 100
 0% of all arrivals in Mogadishu this quarter

Drought
 35,400
 98% of all arrivals in Mogadishu this quarter

Source of Displacement

Where are these IDPs coming from?




4th Quarter

1 October, 2011 to 18 November 2011

Total IDP Arrivals in Mogadishu **8,900**

From other areas of Somalia, not including displacement within Mogadishu.

Arrivals by Month



Reason for Displacement

Why did these people travel to Mogadishu?

Eviction
 0
 0% of all arrivals in Mogadishu this quarter

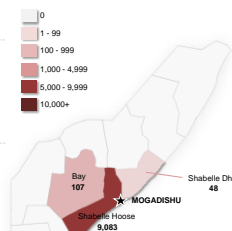
Insecurity
 8300
 93% of all arrivals in Mogadishu this quarter

Lack of Livelihood
 100
 1% of all arrivals in Mogadishu this quarter

Drought
 500
 6% of all arrivals in Mogadishu this quarter

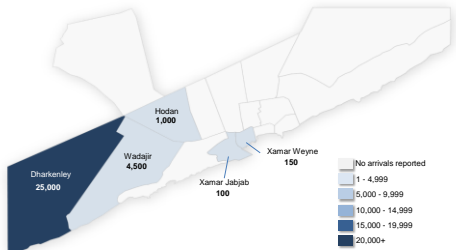
Source of Displacement

Where are these IDPs coming from?



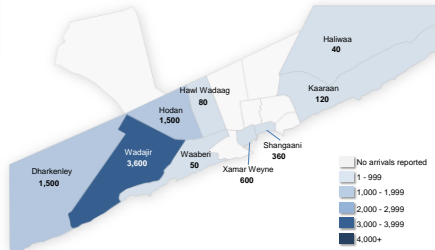
Areas Receiving IDP Influx

Where did these IDPs travel to in Mogadishu?



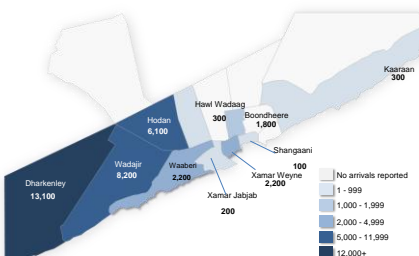
Areas Receiving IDP Influx

Where did these IDPs travel to in Mogadishu?



Areas Receiving IDP Influx

Where did these IDPs travel to in Mogadishu?



Areas Receiving IDP Influx

Where did these IDPs travel to in Mogadishu?

