

PMT Mogadishu Dashboard

Last Updated 23/12/2011 11:04

Total estimate displacements from Mogadishu

18,800

Total Displacements Nationwide

54,000

Leaving the City To Areas Within Mogadishu

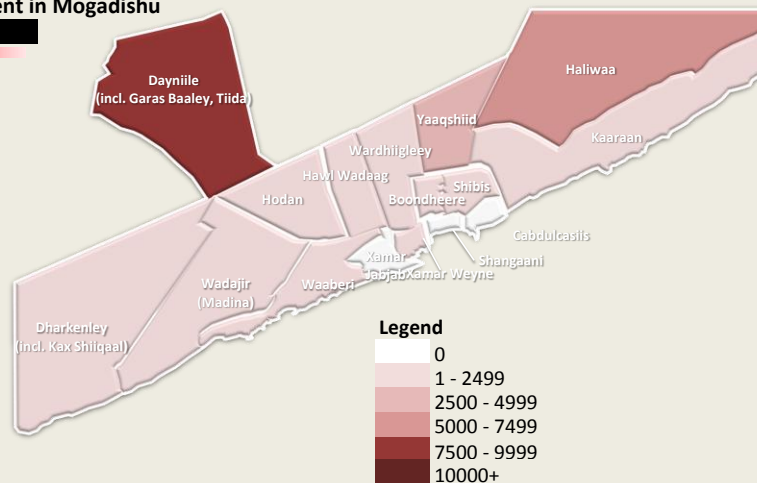
3,900

14,900

From **1 Oct 2011 to date**

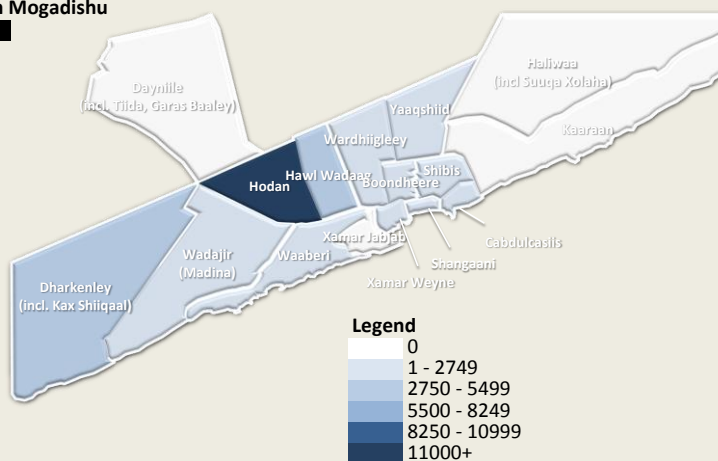
Sources of Displacement in Mogadishu

District	Displacement
Dayniile	8,410
Haliwaa	5,470
Yaaqshiid	2,850
Wadajir	670
Kaaraan	410
Banadir	300
Waaberi	190
Hodan	170
Hawl Wadaag	110
Wardhiigley	100
Boondheere	40
Dharkenley	30
Xamar Weyne	20
Shibis	10
Cabdulcasii	0
Shangaani	0
Xamar Jabjab	0

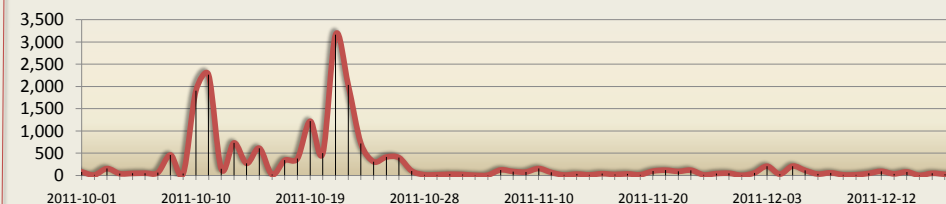


Areas Receiving IDPs within Mogadishu

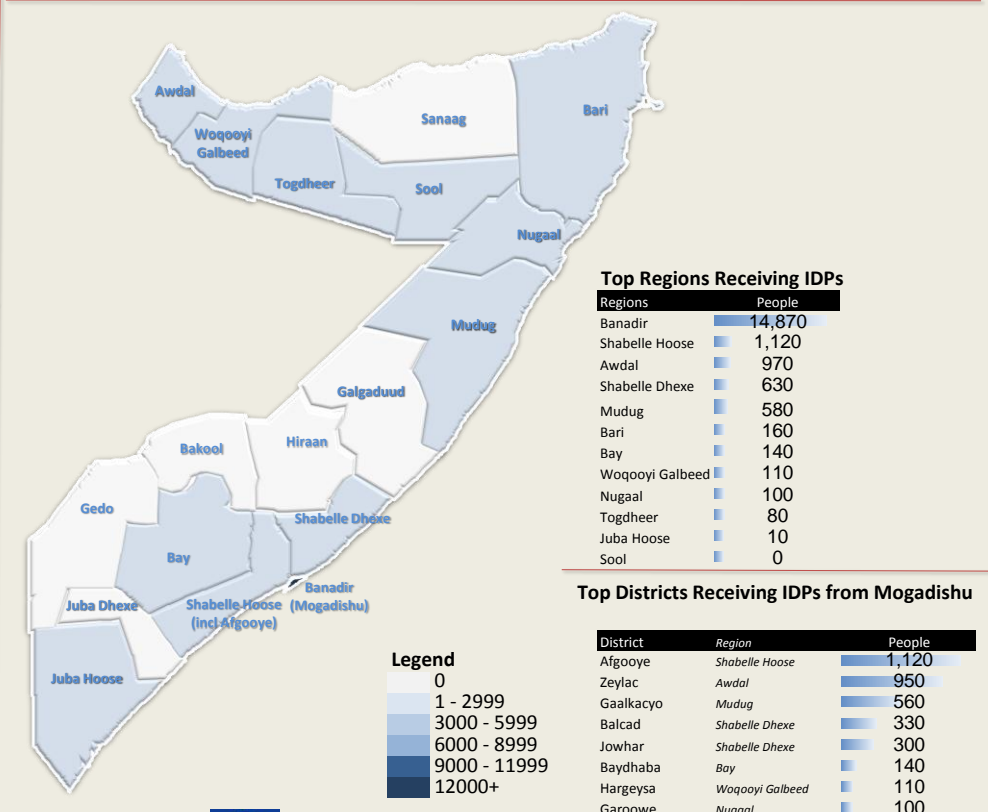
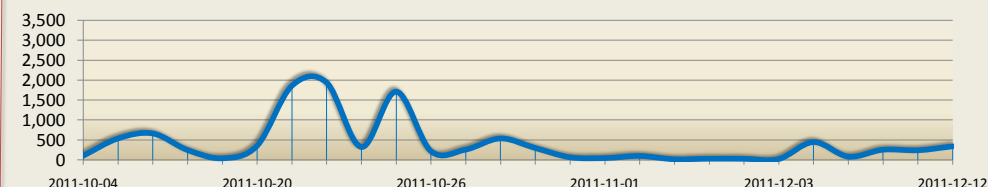
District	People
Hodan	11,140
Hawl Wadaag	3,200
Dharkenley	2,990
Boondheere	2,240
Waaberi	1,390
Shibis	1,270
Banadir	990
Wardhiigley	660
Cabdulcasii	440
Wadajir	420
Xamar Weyne	380
Yaaqshiid	320
Shangaani	240
Dayniile	0
Haliwaa	0
Kaaraan	0
Xamar Jabjab	0



Graph of Displacement from Mogadishu



Graph of Displacements to Mogadishu



Top Regions Receiving IDPs

Regions	People
Banadir	14,870
Shabelle Hoose	1,120
Awdal	970
Shabelle Dhexe	630
Mudug	580
Bari	160
Bay	140
Woqooyi Galbeed	110
Nugaal	100
Togdheer	80
Juba Hoose	10
Sool	0

Top Districts Receiving IDPs from Mogadishu

District	Region	People
Afgooye	Shabelle Hoose	1,120
Zeylac	Awdal	950
Gaalkacyo	Mudug	560
Balcad	Shabelle Dhexe	330
Jowhar	Shabelle Dhexe	300
Baydhaba	Bay	140
Hargeysa	Woqooyi Galbeed	110
Garoowe	Nugaal	100



For more information, contact:
 Needham Andreas - (PI Officer/Executive Assistant)-needham@unhcr.org
 Matthew Smawfield - Operations Data Manager - smawfiel@unhcr.org

Data on displacement is obtained from the IASC Somalia Population Movement Tracking system

PMT/PMN is funded by



European Commission Humanitarian Aid



The People of Japan