

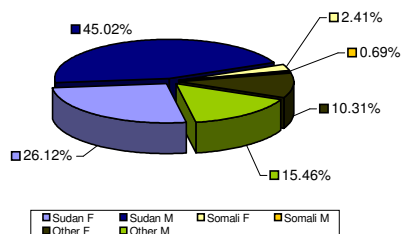
Weekly New Registration Population Composition

16/1/2012 - 20/1/2012

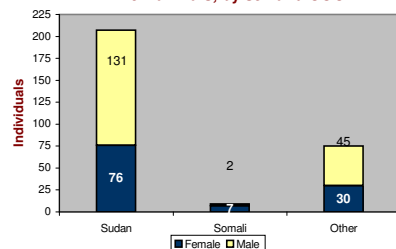
	Total		Breakdown by Country of Origin / Sex					
	F	M	Sudan		Somali		Other	
Individuals	113	178	F	M	F	M	F	M
	76	131	7	2	30	45		
Households	31	60	22	48	5	1	4	11



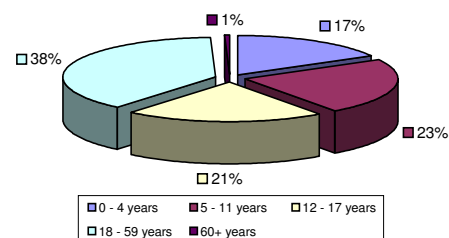
New arrivals, by sex and COO



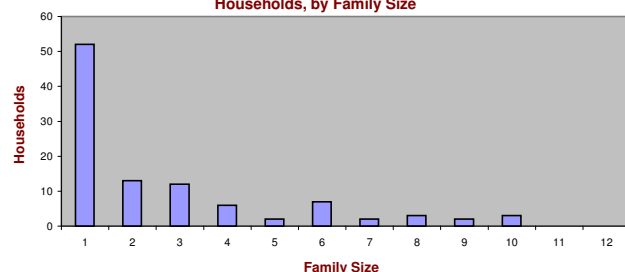
New arrivals, by sex and COO



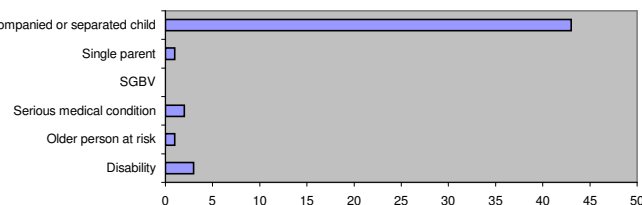
New Arrivals Breakdown, By Age Cohort



Households, by Family Size



Special Needs Identified

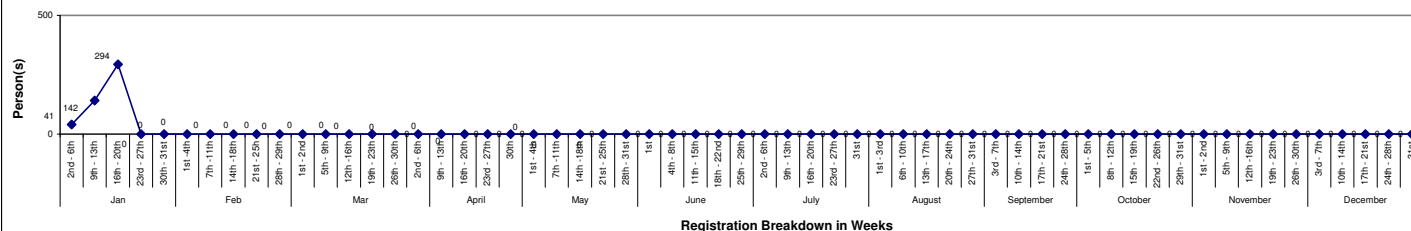


Notes: A total of **477** new arrivals have been registered since the start of this year (2012); with 359 arriving from Sudan, 60 from Burundi, 31 from Democratic Republic of Congo (DRC), 29 from Somalia, 22 from Ethiopia, 3 from Uganda, 2 from Eritrea and 1 from Rwanda.

294 individuals were registered during the third week of 2012 [16th - 20th January 2012]; 207 from Sudan, 28 from Burundi, 24 from DRC, 20 from Ethiopia, 9 from Somalia, 3 from Uganda, 2 from Eritrea and 1 from Rwanda. As at 22th January 2012, the overall population in Kakuma Refugee Camp stood at **86,251**.

The average family size registered during the reporting period stood at 3.2 individuals. Family size 1 households represented 51.0% of all newly registered households.

Weekly Registration Trends



NB: This report reflects registration trends. In addition to new arrivals reported here, the overall population in Kakuma also increases through new births, in-situ registration (of persons who arrived in a previous period but reported for registration later), family reunification, and various other data adjustments. Analysis and projections are based on actual persons registered in the UNHCR registration database (proGres)