

# South Central Dashboard

Period: 01-May-12 to 27-Jul-12

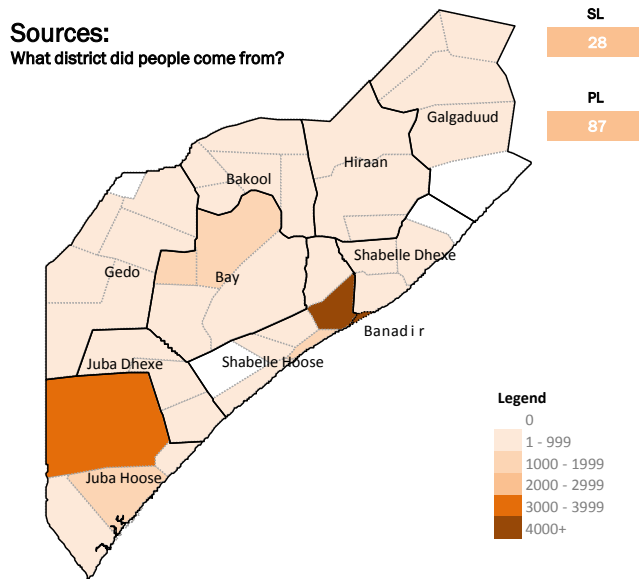
UNHCR BO Somalia, Nairobi

Total movement from South Central: \* 60,000

Total movement within Somalia: 64,000

## Sources:

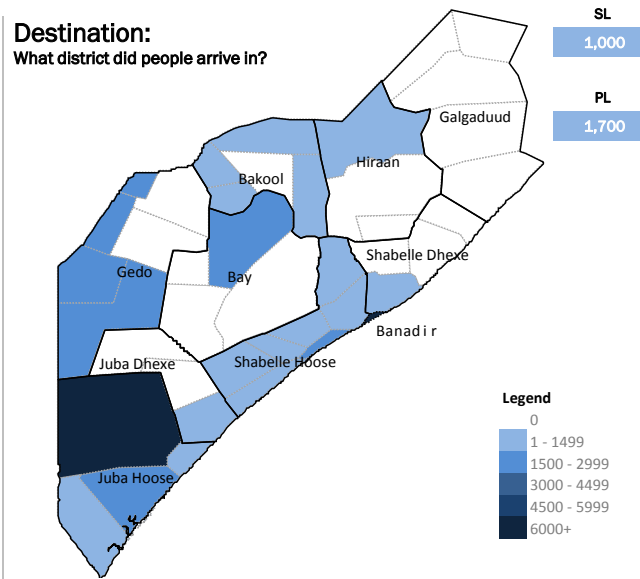
What district did people come from?



Regions	People	Top 10 Districts	People
Shabelle Hoose	33,000	Afgooye	30,000
Banadir	7,200	Banadir	7,200
Juba Hoose	5,700	Afmadow	3,400
Bay	3,400	Marka	1,700
Gedo	2,800	Kismaayo	1,500
Bakool	1,700	Qansax Dheere	1,400
Shabelle Dhexe	1,400	Baydhaba	1,300
Juba Dhexe	1,300	Xudur	980
Hiraan	640	Garbahaarey	980
Galgaduud	520	Jilib	880

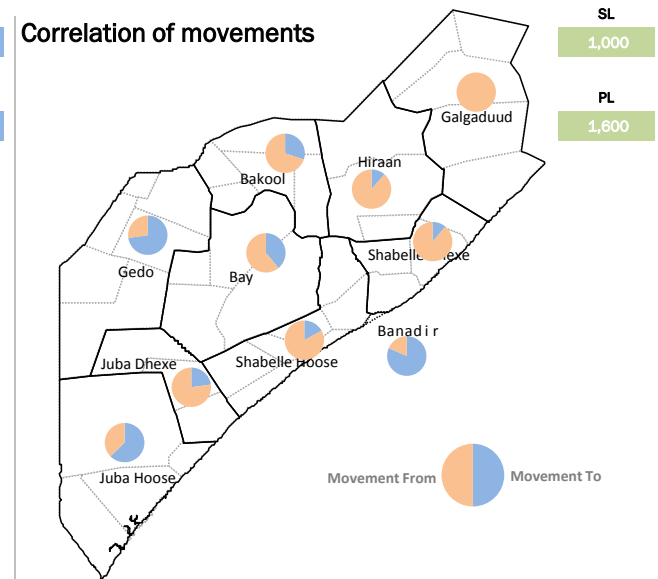
## Destination:

What district did people arrive in?



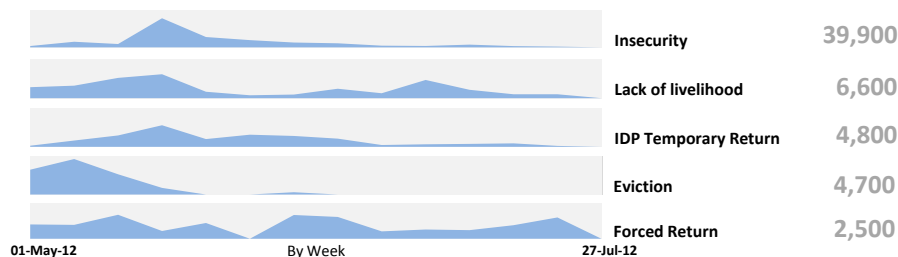
Regions	People	Top 10 Districts	People
Banadir	32,000	Banadir	32,000
Juba Hoose	9,600	Afmadow	6,500
Gedo	7,500	Marka	2,400
Shabelle Hoose	6,600	Kismaayo	2,300
Bay	2,200	Baydhaba	2,200
Bakool	730	Ceel Waaq	1,900
Juba Dhexe	370	Baardheere	1,900
Shabelle Dhexe	180	Doolow	1,900
Hiraan	82	Belet Xaawo	1,800
Galgaduud	-	Kurtunwaaey	1,400

## Correlation of movements



Between 1st May and 27th July 2012, displacements were mainly recorded in South Central with approximately 60,000 out of a total 64,000 displacements recorded in all three zones. 39,900 displaced people reported insecurity as the major cause of displacement in South Central followed by, lack of livelihood (6,600), IDP temporary return (4,800), Eviction (4,700). The movements originated mainly from Shabelle Hoose (33,000), Banadir (7,200), Juba Hoose (5,700) and Bay (3,400) regions. The top three regions people moved to were, Banadir (32,000), Juba Hoose (9,600), Gedo (7,500) among other regions.

## Top 5 Reasons for movement



01-May-12

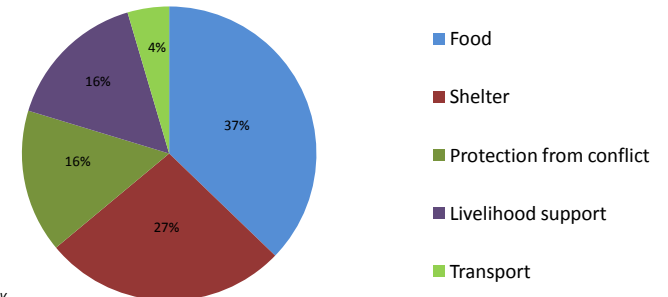
By Week

27-Jul-12

This data has been collected through the Population Movement Tracking (PMT) system. PMT is designed to capture population movement trends, not cumulative population data. Due to the fluid nature of displacement in Somalia and in order to avoid capturing multiple displacements, UNHCR limits the reporting range to a period of three months - these figures should therefore not be added and used cumulatively.

\* Please note figures have been rounded using a three tier method as follows. Figures below 100 were not rounded at all. Figures between 100 and 1,000 were rounded off to the nearest tenth, figures between 1,000 and 10,000 were rounded off to the nearest hundredth and all figures above 10,000 were rounded off to a thousandth. This rounding rule was applied to the final result after all computations were undertaken.

## Priority Needs



For further information contact: Andreas Needham, Public Information Officer ([needham@unhcr.org](mailto:needham@unhcr.org))

For further information contact: Conor Flavin, Monitoring and Evaluation Officer ([flavin@unhcr.org](mailto:flavin@unhcr.org))