

# PMT Mogadishu Monthly Dashboard

## Total Movements from Mogadishu

**700**  
Leaving Mogadishu  
**400**

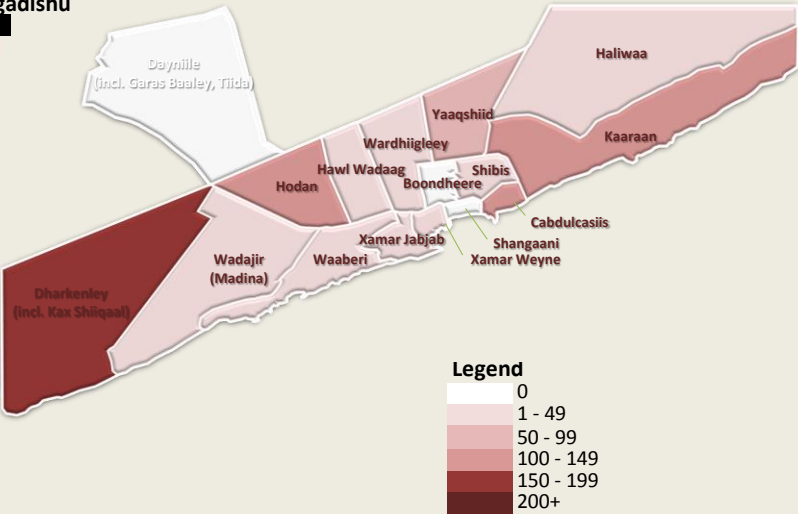
To Areas Within Mogadishu  
**300**

Total movements nationwide  
**16,000**  
Total movements to Mogadishu  
**6,000**

June, 2012

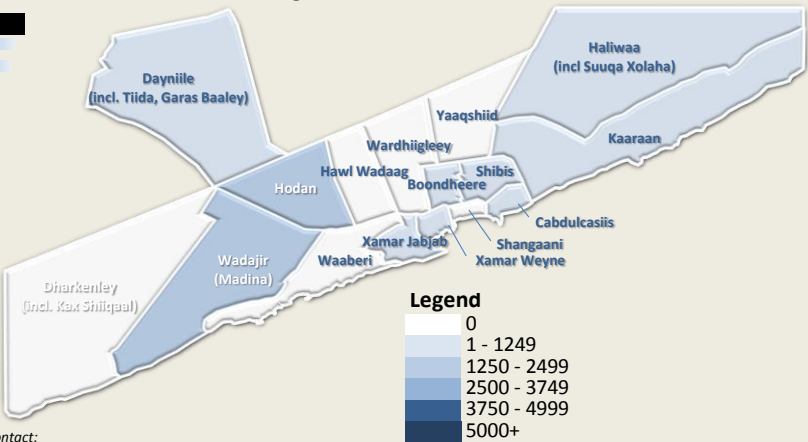
## Movements within Mogadishu

District	Displacement
Dharkenley	200
Kaaraan	100
Cabdulcasiis	100
Hodan	100
Yaaqshiid	70
Wadajir	30
Waaberi	20
Xamar Weyne	20
Wardhiigley	10
Xamar Jabjab	10
Haliwaa	5
Hawl Wadaag	5

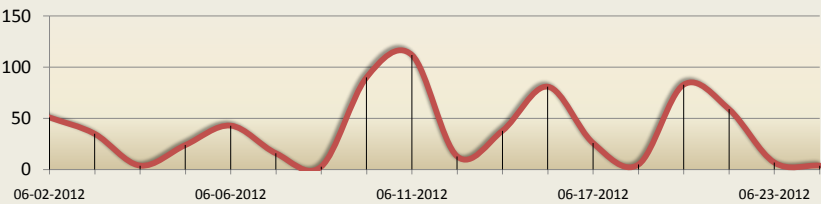


## Areas receiving people from within and outside Mogadishu

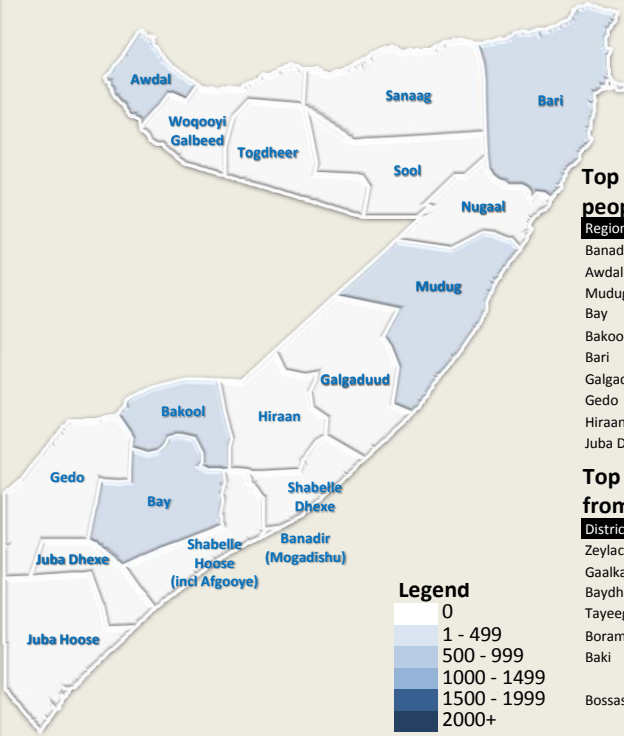
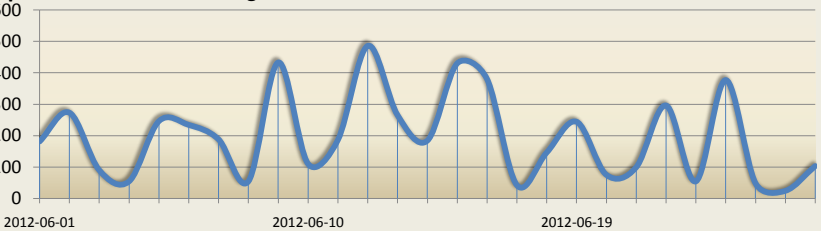
District	People
Wadajir	2,000
Hodan	1,900
Dayniile	300
Xamar Jabjab	300
Haliwaa	300
Kaaraan	200
Cabdulcasiis	100
Xamar Weyne	120
Shibis	100
Boondheere	50
Banadir	0
Dharkenley	0



## Graph of movements from Mogadishu



## Graph of movements to Mogadishu



## Top regions receiving people from Mogadishu

Regions	People
Banadir	300
Awdal	200
Mudug	110
Bay	80
Bakool	50
Bari	10
Galgaduud	0
Gedo	0
Hiraan	0
Juba Dhexe	0

## Top districts receiving people from Mogadishu

District	People
Zeylac	100
Gaalkacyo	110
Baydhaba	80
Tayeeglow	50
Borama	10
Baki	10
#REF!	#REF!
Bossaso	10

## Legend

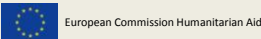
0  
1 - 499  
500 - 999  
1000 - 1499  
1500 - 1999  
2000+



For more information, contact:  
Andreas Needham - Public Information Officer - needham@unhcr.org  
Conor Flavin - Monitoring and Evaluation Officer, - flavin@unhcr.org

Data on movement is obtained from the IASC Somalia Population Movement Tracking system

PMT/PMN is funded by:



The People of Japan