

Reporting Period: 17 - 23 November 2014

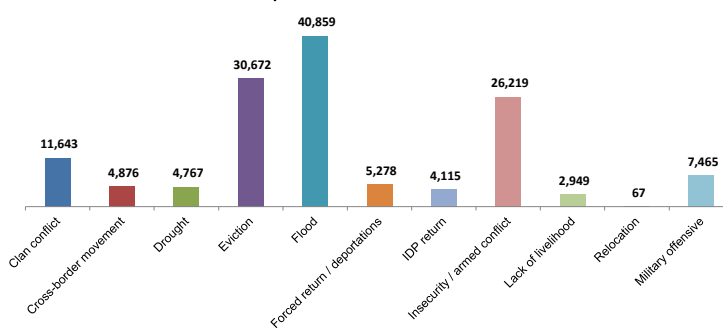
#6

UNHCR Somalia


Displacements Summary from 17 - 23 November 2014

Reason	Jun.	Jul.	Aug.	Sep.	Oct.	Nov.	Grand Total
Clan conflict	8,196	1,675	0	1,718	0	54	11,643
Cross-border movement	795	477	657	519	770	1,658	4,876
Drought	0	92	211	344	1,180	2,940	4,767
Eviction	960	6,192	6,810	10,218	4,098	2,394	30,672
Flood	1,980	0	0	3,540	6,796	28,543	40,859
Forced return / deportations	455	1,226	526	790	1,428	853	5,278
IDP return	200	0	94	1,236	895	1,690	4,115
Insecurity / armed conflict	1,245	561	5,539	7,205	8,364	3,305	26,219
Lack of livelihood	712	540	42	413	509	733	2,949
Relocation	25	0	0	0	42	0	67
Military offensive	0	0	5,720	1,598	147	0	7,465
Grand Total	14,568	10,763	19,599	27,581	24,229	42,170	138,910

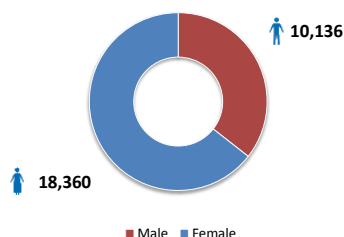
Reasons for displacement from 17 - 23 November 2014



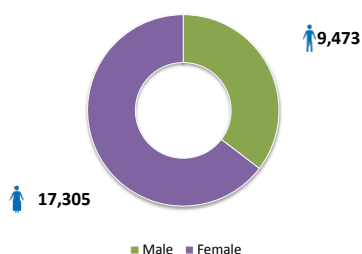
Urgent needs due to floods



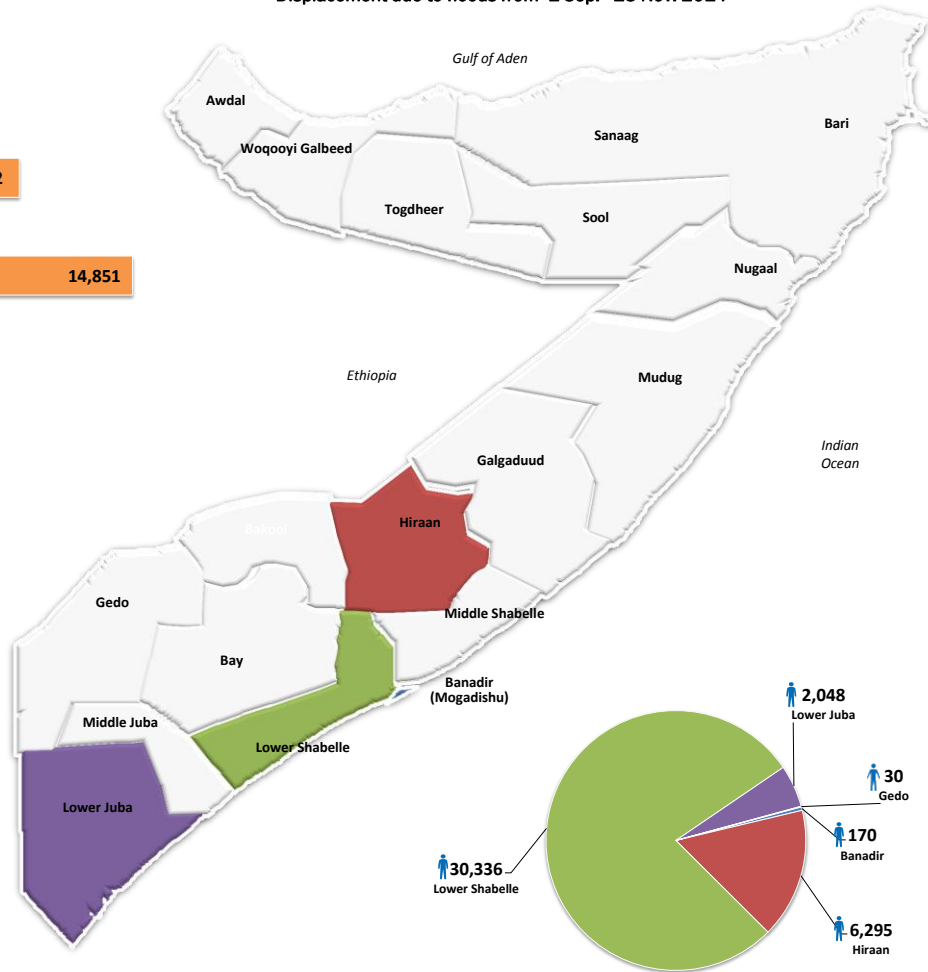
Displacements due to floods / gender




Displacements due to floods / gender in main affected area




Displacement due to floods from 1 Sep. - 23 Nov. 2014



Districts the population have been displaced from



Districts the population have been displaced to



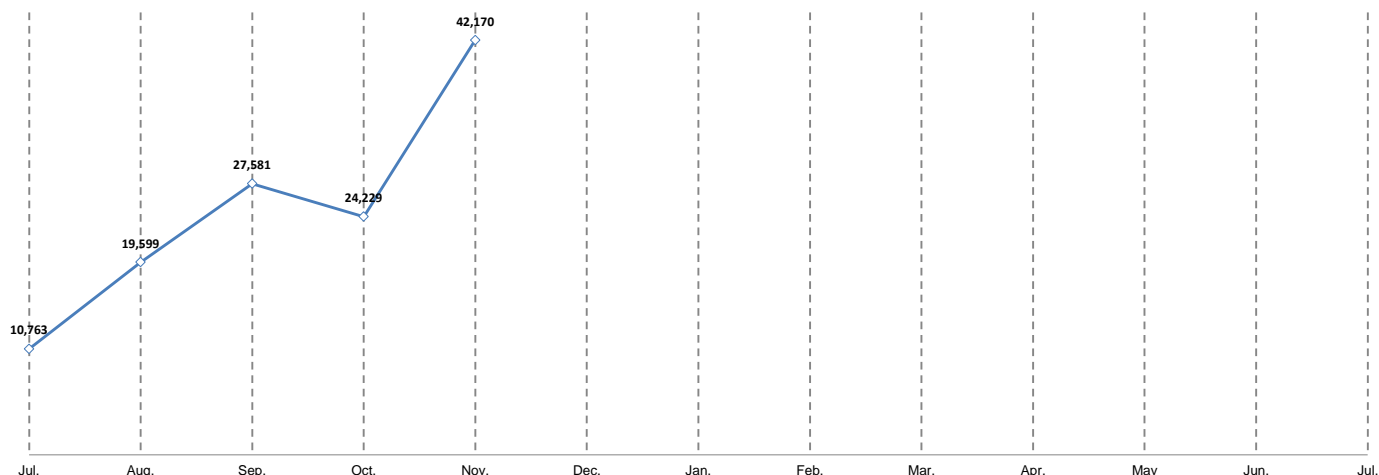
Sources: UNHCR

The figures used in this map will have to be further verified and reflected in the Population Movement Tracking (PMT) system.

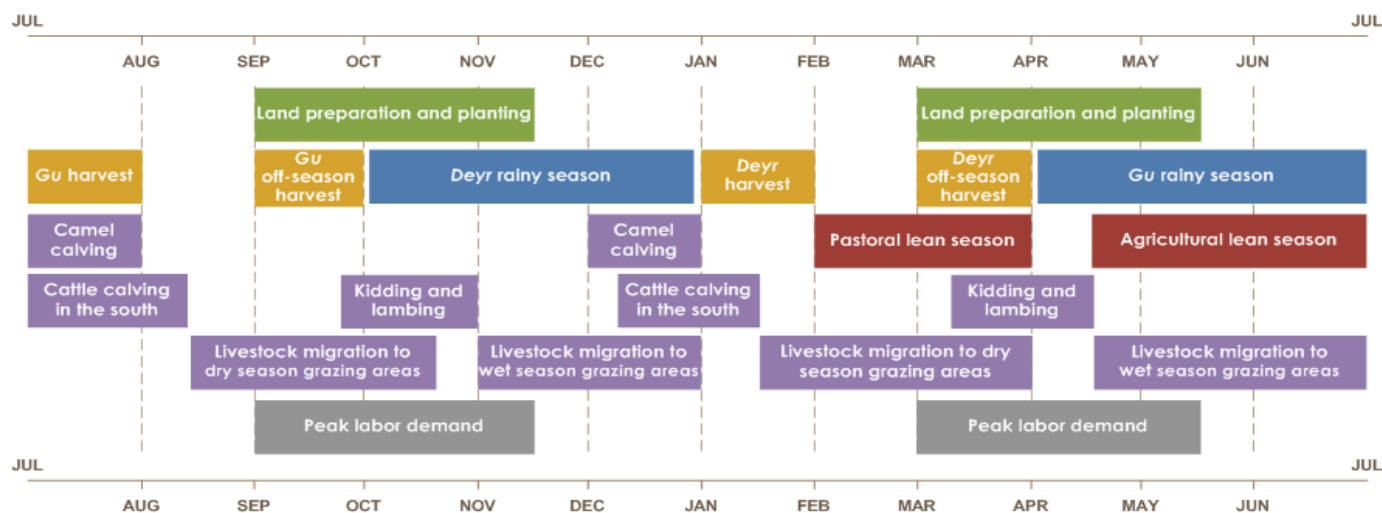
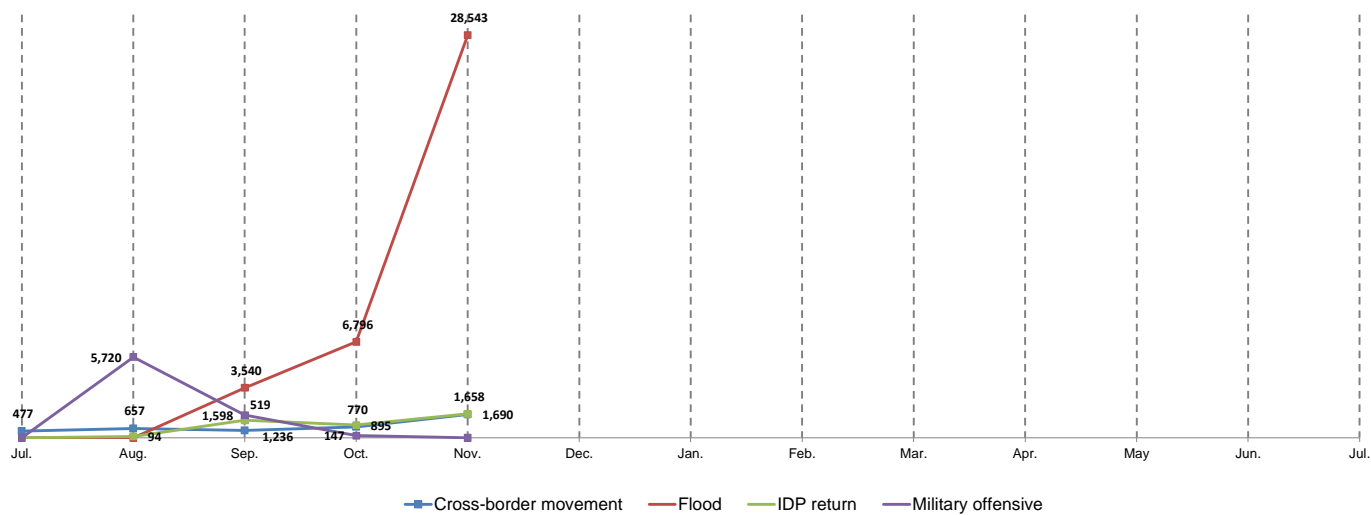
Contact: Ernesto Diaz, Info. Mgmt. Officer, diaz@unhcr.org



Total displacements 2014/2015



Reasons for displacement



Sources: UNHCR

The figures used in this map will have to be further verified and reflected in the Population Movement Tracking (PMT) system.

Contact: Ernesto Diaz, Info. Mgmt. Officer, diaz@unhcr.org

