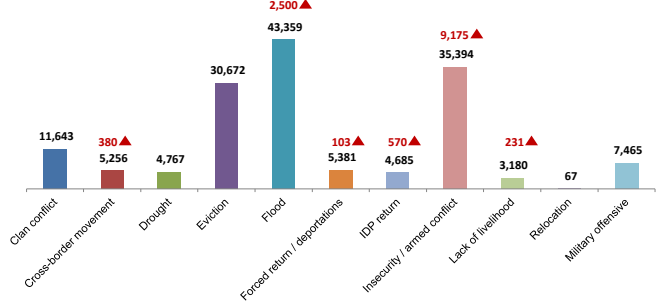


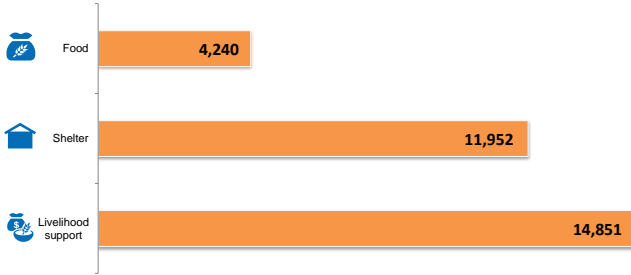
Displacements Summary

Reason	Jun.	Jul.	Aug.	Sep.	Oct.	Nov.	Dec.	Grand Total
Clan conflict	8,196	1,675	0	1,718	0	54	0	11,643
Cross-border movement	795	477	657	519	770	2,038	0	5,256
Drought	0	92	211	344	1,180	2,940	0	4,767
Eviction	960	6,192	6,810	10,218	4,098	2,394	0	30,672
Flood	1,980	0	0	3,540	6,796	31,043	0	43,359
Forced return / deportations	455	1,226	526	790	1,428	956	0	5,381
IDP return	200	0	94	1,236	895	2,260	0	4,685
Insecurity / armed conflict	1,245	561	5,539	7,205	8,364	12,460	20	35,394
Lack of livelihood	712	540	42	413	509	964	0	3,180
Relocation	25	0	0	0	42	0	0	67
Military offensive	0	0	5,720	1,598	147	0	0	7,465
Grand Total	14,568	10,763	19,599	27,581	24,229	55,109	20	151,869

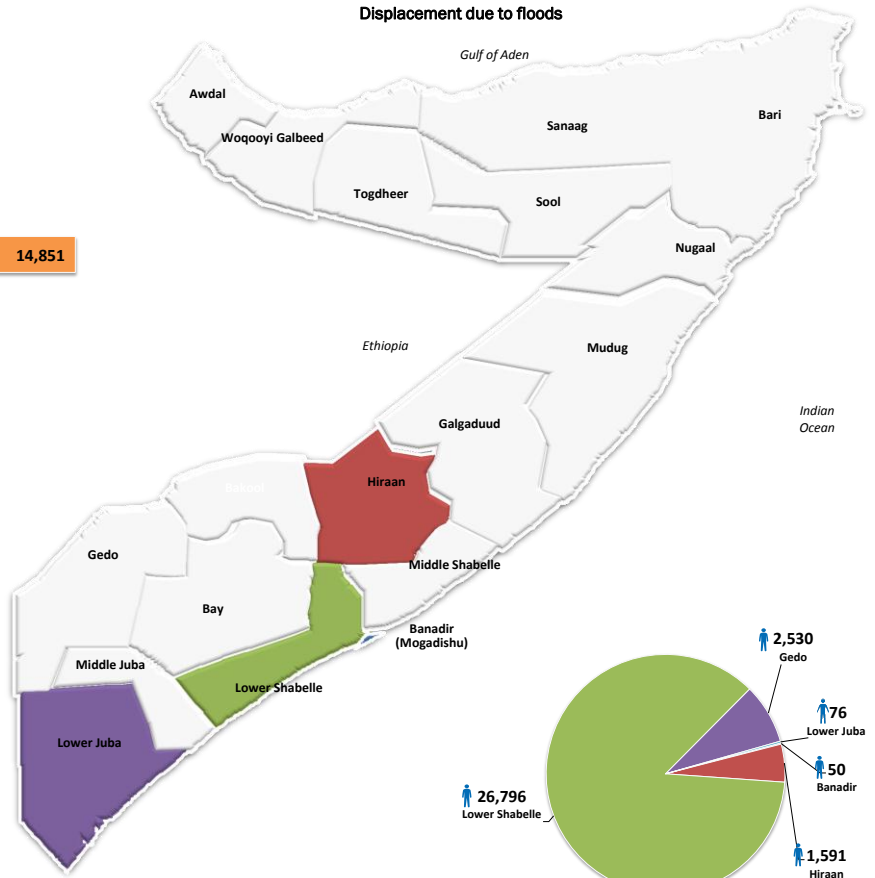
Reasons for displacement [weekly changes ▲]



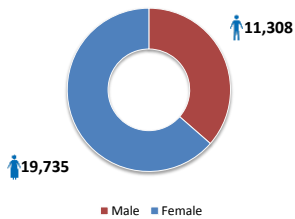
Urgent needs due to floods



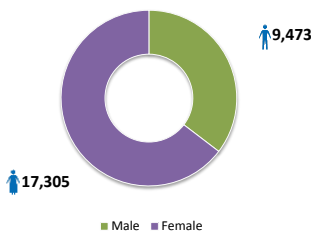
Displacement due to floods




Displacements due to floods / gender




Displacements due to floods / gender in main affected area [Jowhar]



Districts the population have been displaced from



Districts the population have been displaced to

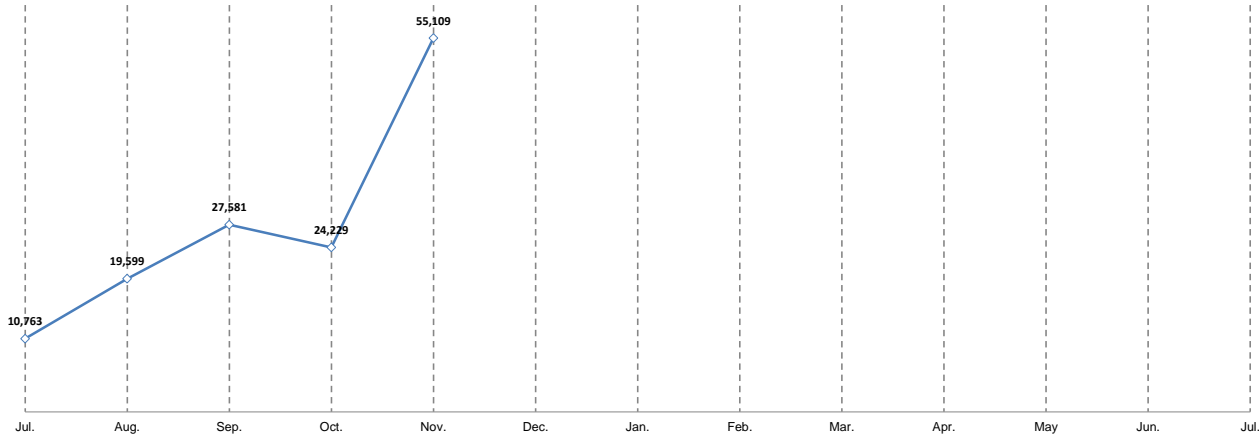


Sources: UNHCR

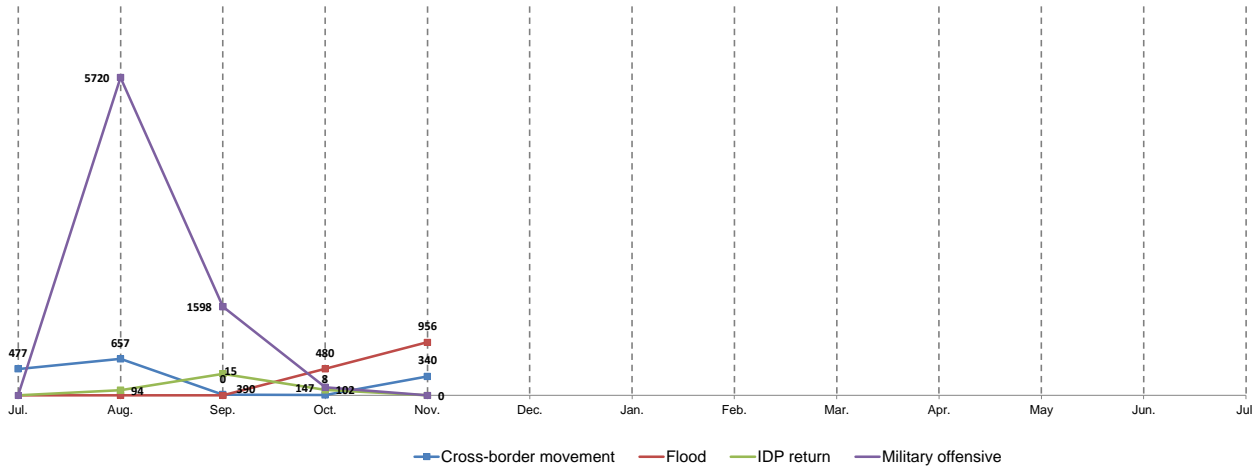
The figures used in this map will have to be further verified and reflected in the Population Movement Tracking (PMT) system.

Contact: Ernesto Diaz, Info. Mgmt. Officer, diaz@unhcr.org

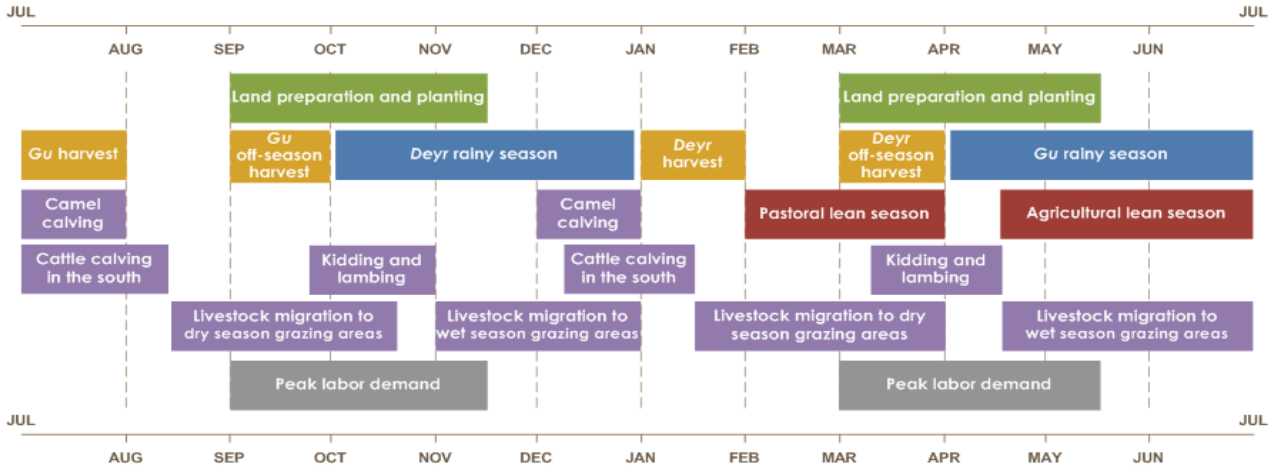
Total displacements 2014/2015



Reasons for displacement



Seasonal calendar for a typical year



Seasonal calendar: FEWS NET

Sources: UNHCR

The figures used in this map will have to be further verified and reflected in the Population Movement Tracking (PMT) system.

Contact: Ernesto Diaz, Info. Mgmt. Officer, diaz@unhcr.org

