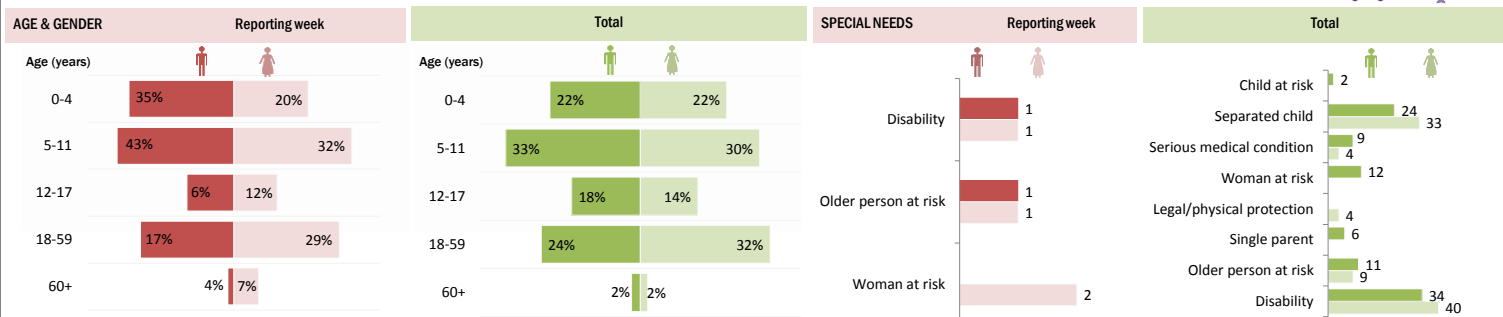
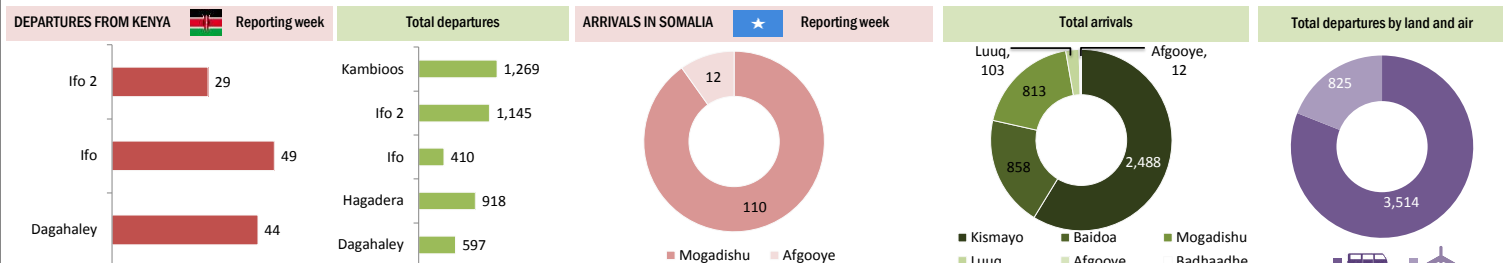


Total reporting period: 8 December 2014 to 27 September 2015

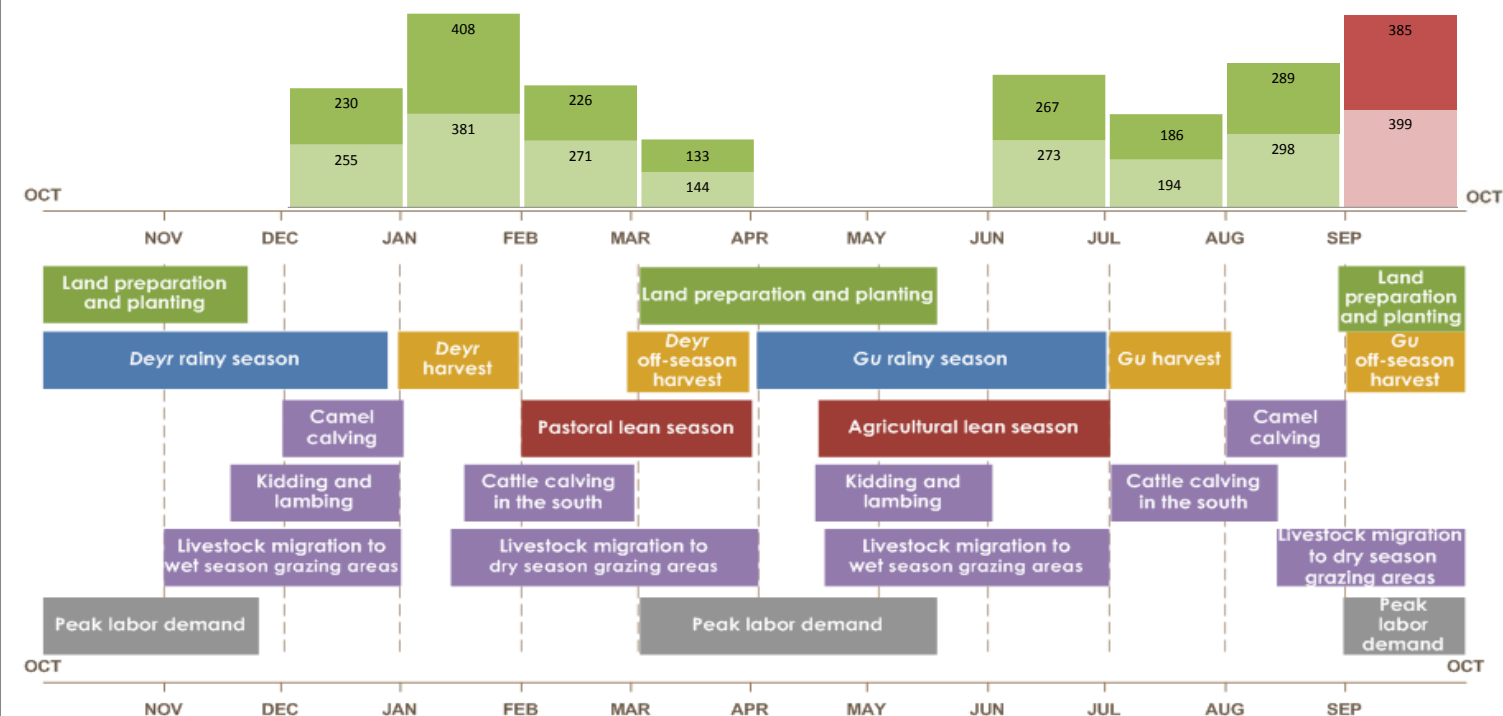
#29

UNHCR Somalia

RETURNS	21 - 27 SEP 2015	8 DEC 2014 20 SEP 2015	Total	RETURN ASSISTANCE (ACCUMULATED)	Reporting week	Total	RETURN INFRASTRUCTURE
Individuals:	122	4,217	4,339	Livelihood Start Up Grants	8,000	288,800	
Households (actual):	24	860	884	Core Relief Items (kits):	24	884	
Females:	59	2,156	2,215	WFP Food Rations (kg):	1,805 (~ \$3,209)	66,477 (~ \$118,196)	
Males:	63	2,061	2,124	UNMAS Mine Risk Education	24	884	
Persons with special needs:	6	188	194				



RETURN TREND AND SEASONAL CALENDAR [FEWS NET]:



Project implemented with the support of:  
RETURN CONSORTIUM | Somalia

Donors contributing to UNHCR Somalia operation [ JAN - AUG 2015 ]



Contact: [sommopmn@unhcr.org](mailto:sommopmn@unhcr.org)

Sources: UNHCR (The figures used in this infographic are based on the return manifests)