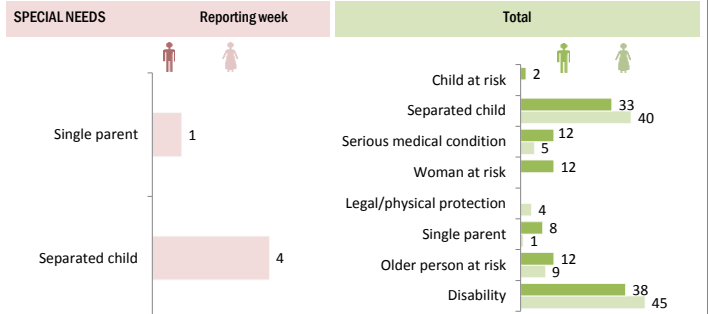
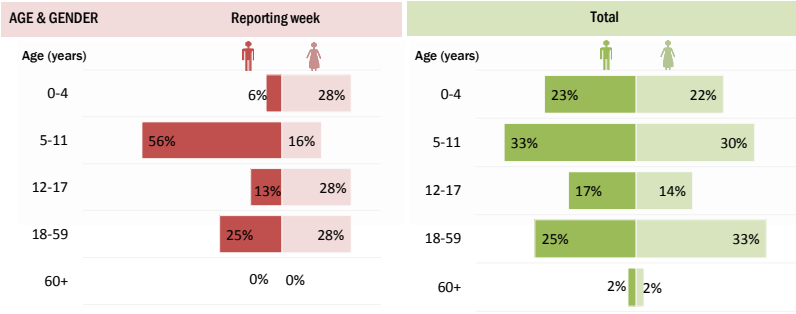
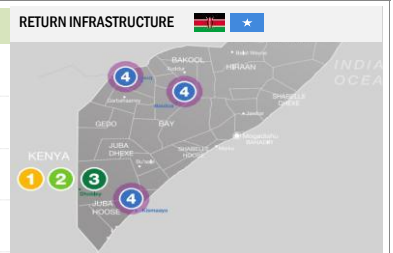


Total reporting period: 8 December 2014 to 1 November 2015

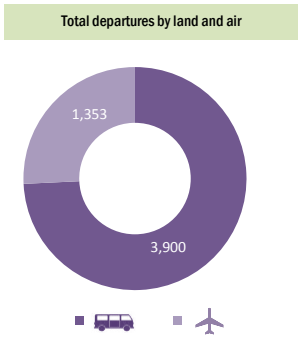
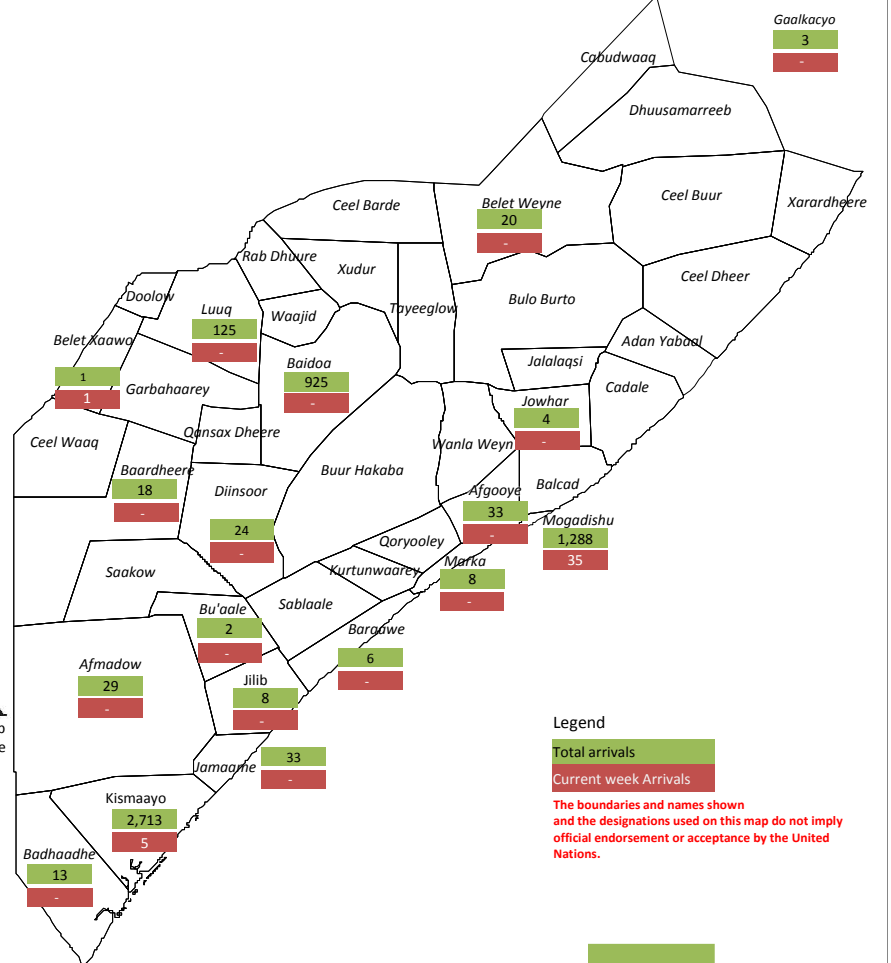
#33

UNHCR Somalia

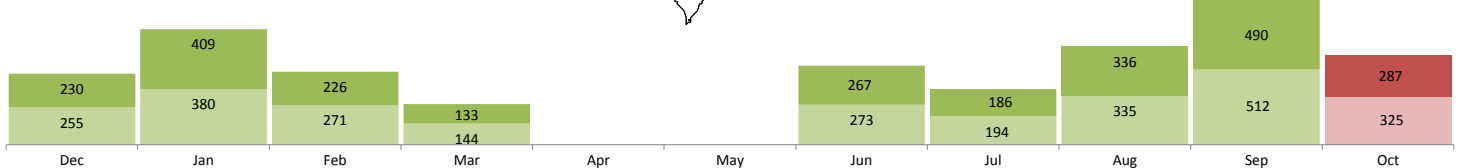
RETURNS	26 OCT - 1 NOV 2015	8 DEC 2014 25 OCT 2015	Total	RETURN ASSISTANCE (ACCUMULATED)	Reporting week	Total
Individuals:	41	5,212	5,253	Livelihood Start Up Grants	2,900	349,300
Households (actual):	8	1,073	1,081	Core Relief Items (kits):	8	1,081
Females:	25	2,664	2,689	WFP Food Rations (kg):	602 (~ \$1,070)	81,291 (~ \$144,536)
Males:	16	2,548	2,564	UNMAS Mine Risk Education	8	1,081
Persons with special needs:	5	221	226			



DEPARTURES FROM KENYA Reporting week Total departures ARRIVALS IN SOMALIA BY DISTRICT



RETURN TREND DECEMBER 2014 - NOVEMBER 2015



Project implemented with the support of:  
RETURN CONSORTIUM | Somalia

Donors contributing to UNHCR Somalia operation [ JAN - OCT 2015 ]

