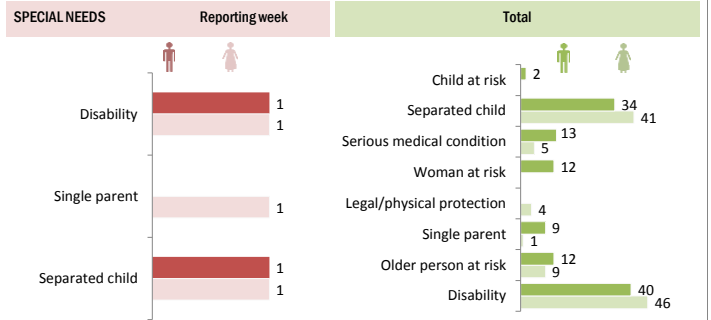
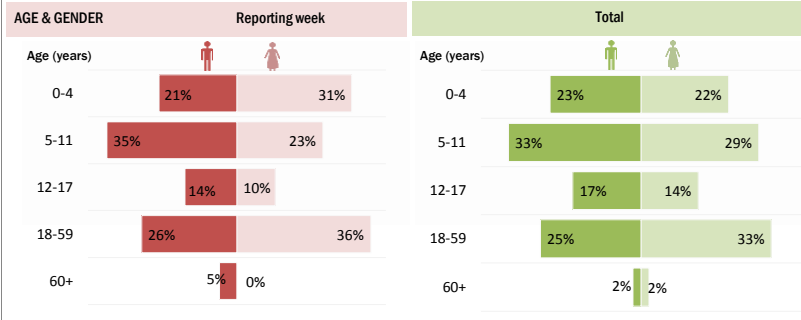
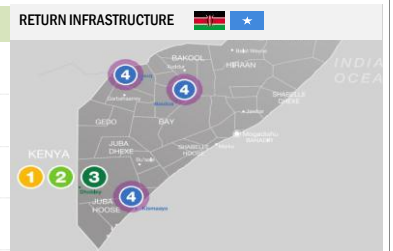


Total reporting period: 8 December 2014 to 8 November 2015

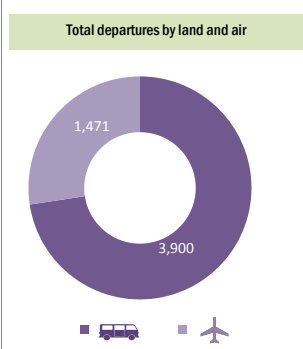
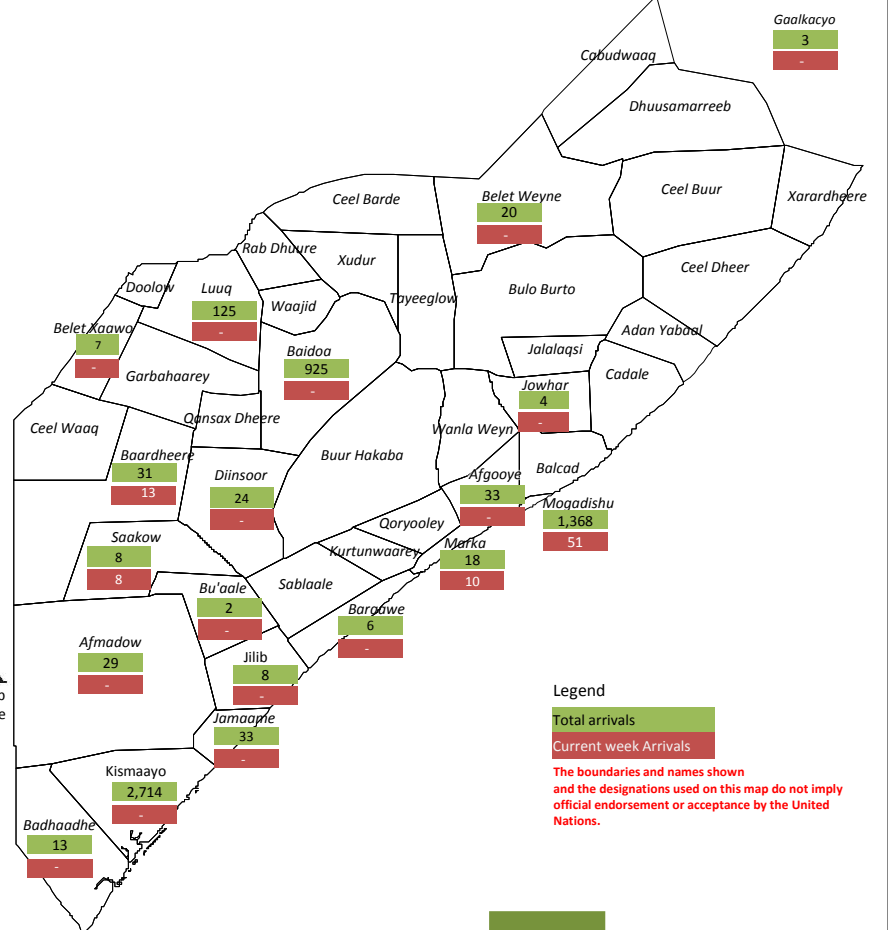
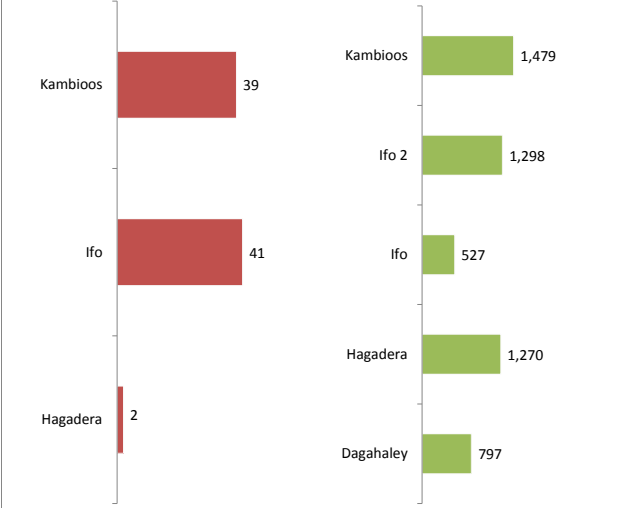
#34

UNHCR Somalia

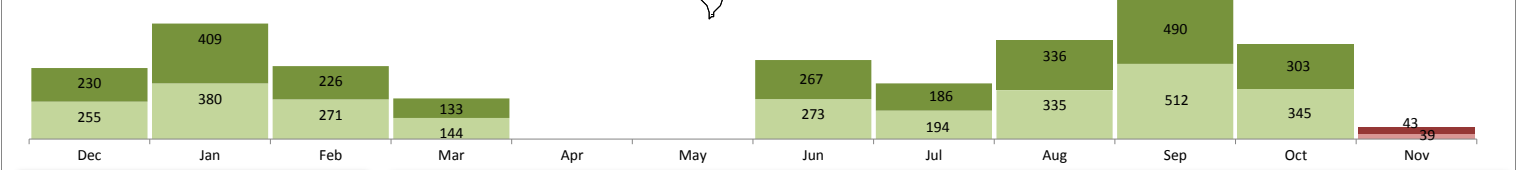
RETURNS	2 NOV - 8 NOV 2015	8 DEC 2014 1 NOV 2015	Total	RETURN ASSISTANCE (ACCUMULATED)	Reporting week	Total
Individuals:	82	5,289	5,371	Livelihood Start Up Grants	4,900	356,600
Households (actual):	16	1,089	1,105	Core Relief Items (kits):	16	1,105
Females:	39	2,709	2,748	WFP Food Rations (kg):	1,203 (~ \$2,139)	83,096 (~ \$147,745)
Males:	43	2,580	2,623	UNMAS Mine Risk Education	16	1,105
Persons with special needs:	5	228	233			



DEPARTURES FROM KENYA | Reporting week | Total departures | ARRIVALS IN SOMALIA BY DISTRICT



RETURN TREND DECEMBER 2014 - NOVEMBER 2015



Project implemented with the support of: RETURN CONSORTIUM | Somalia

Donors contributing to UNHCR Somalia operation [JAN - OCT 2015]