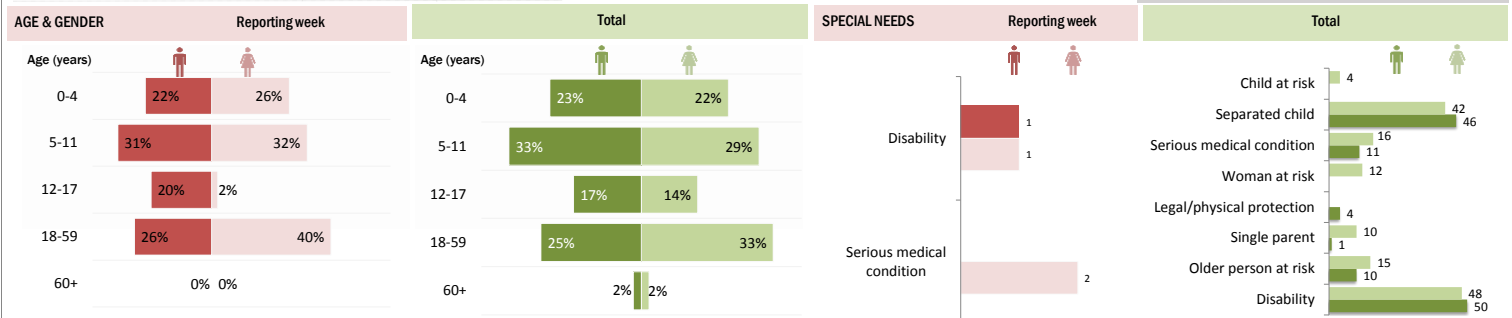
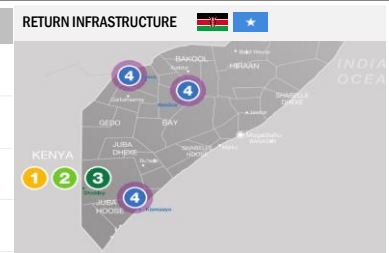


Total reporting period: 8 December 2014 to 13 December 2015

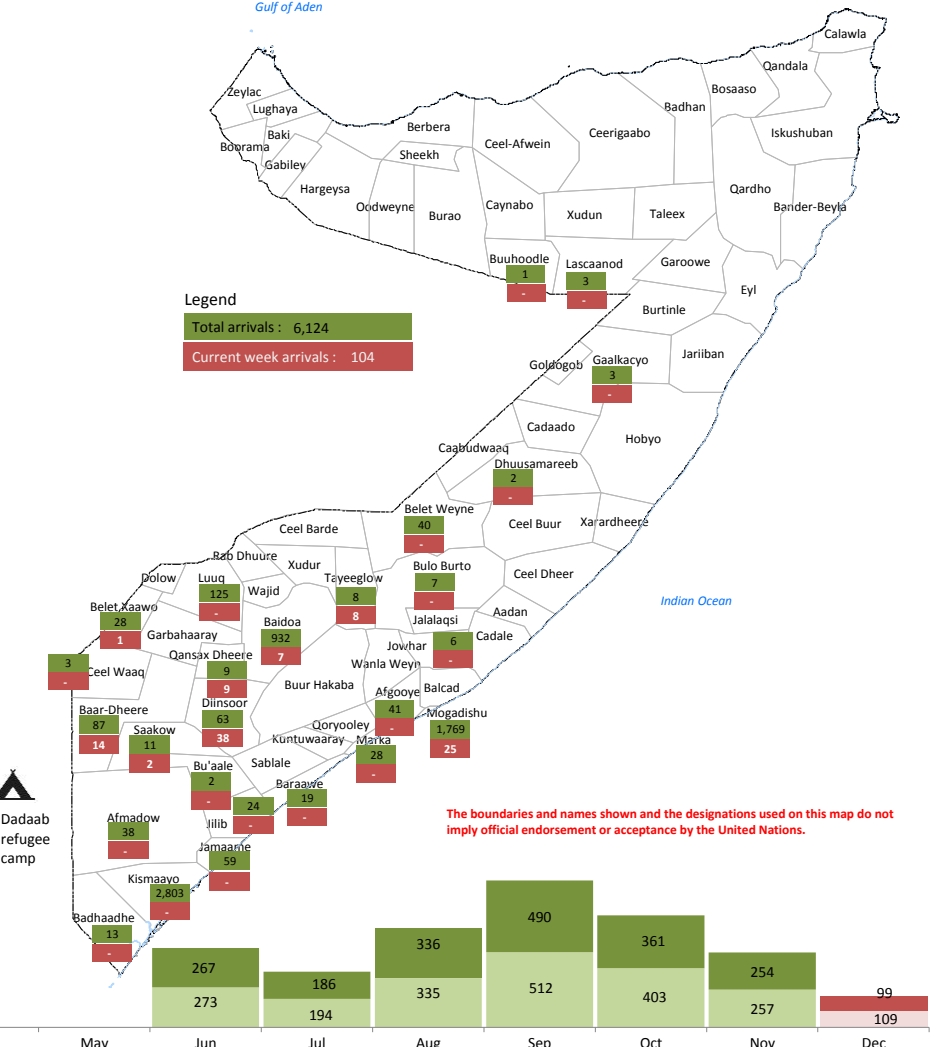
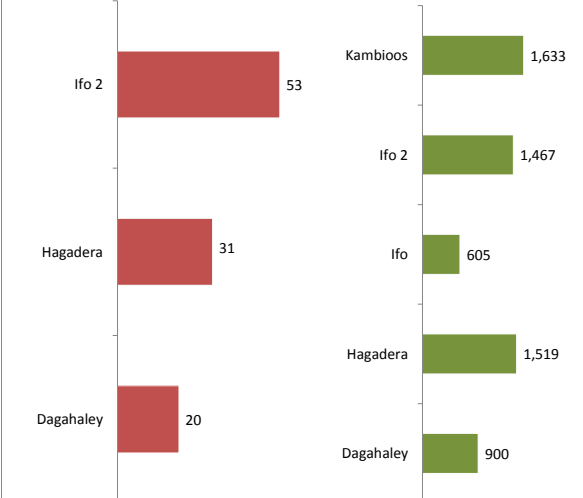
#39

UNHCR Somalia

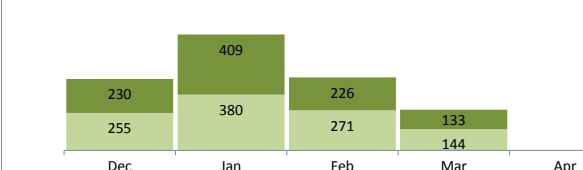
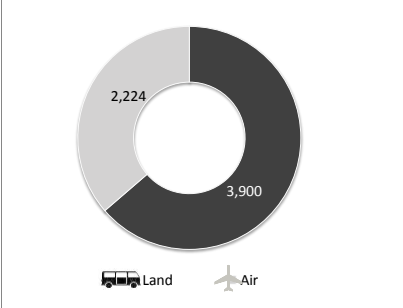
| RETURNS | 7 Dec - 13 Dec 2015 | 8 Dec 2014 - 6 Dec 2015 | Total | RETURN ASSISTANCE (ACCUMULATED) | Reporting week | Total |
|-----------------------------|---------------------|-------------------------|-------|---------------------------------|-------------------|----------------------|
| Individuals: | 104 | 6,020 | 6,124 | Livelihood Start Up Grants | 6,600 | 404,000 |
| Households (actual): | 21 | 1,243 | 1,264 | Core Relief Items (kits): | 21 | 1,264 |
| Females: | 50 | 3,083 | 3,133 | WFP Food Rations (kg): | 1,579 (~ \$2,808) | 95,053 (~ \$169,004) |
| Males: | 54 | 2,937 | 2,991 | UNMAS Mine Risk Education | 21 | 1,264 |
| Persons with special needs: | 4 | 269 | 273 | | | |



DEPARTURES FROM KENYA | ARRIVALS IN SOMALIA BY DISTRICT



Total departures by land and air



RETURN TREND DECEMBER 2014 - December 2015

Project implemented with the support of: RETURN CONSORTIUM | Somalia

Donors contributing to UNHCR Somalia operation [As of OCT 2015]