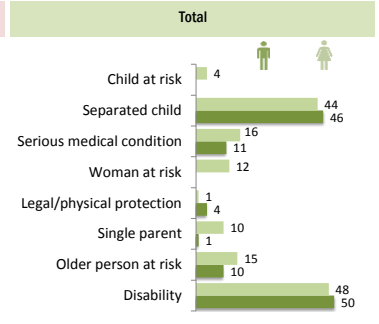
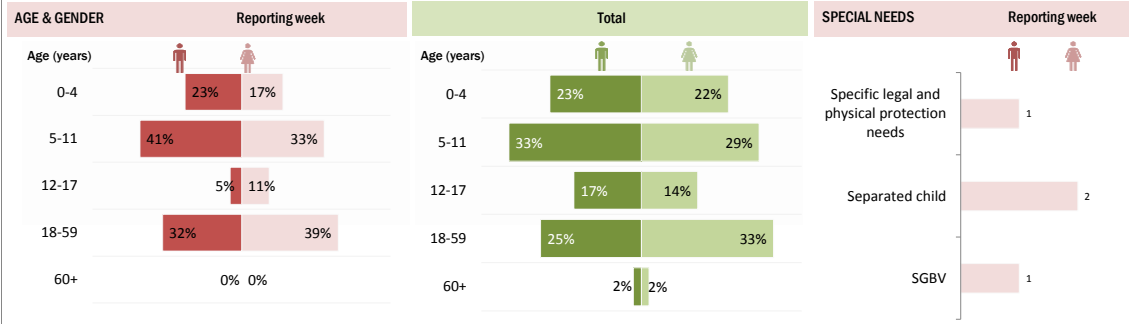
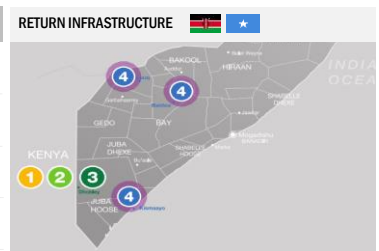


Total reporting period: 8 December 2014 to 20 December 2015

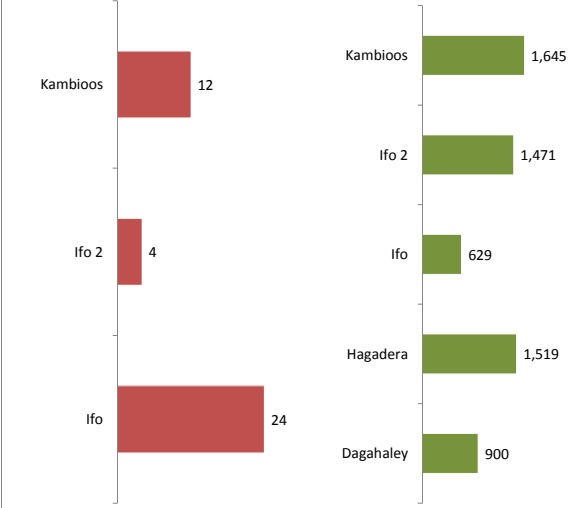
#40

UNHCR Somalia

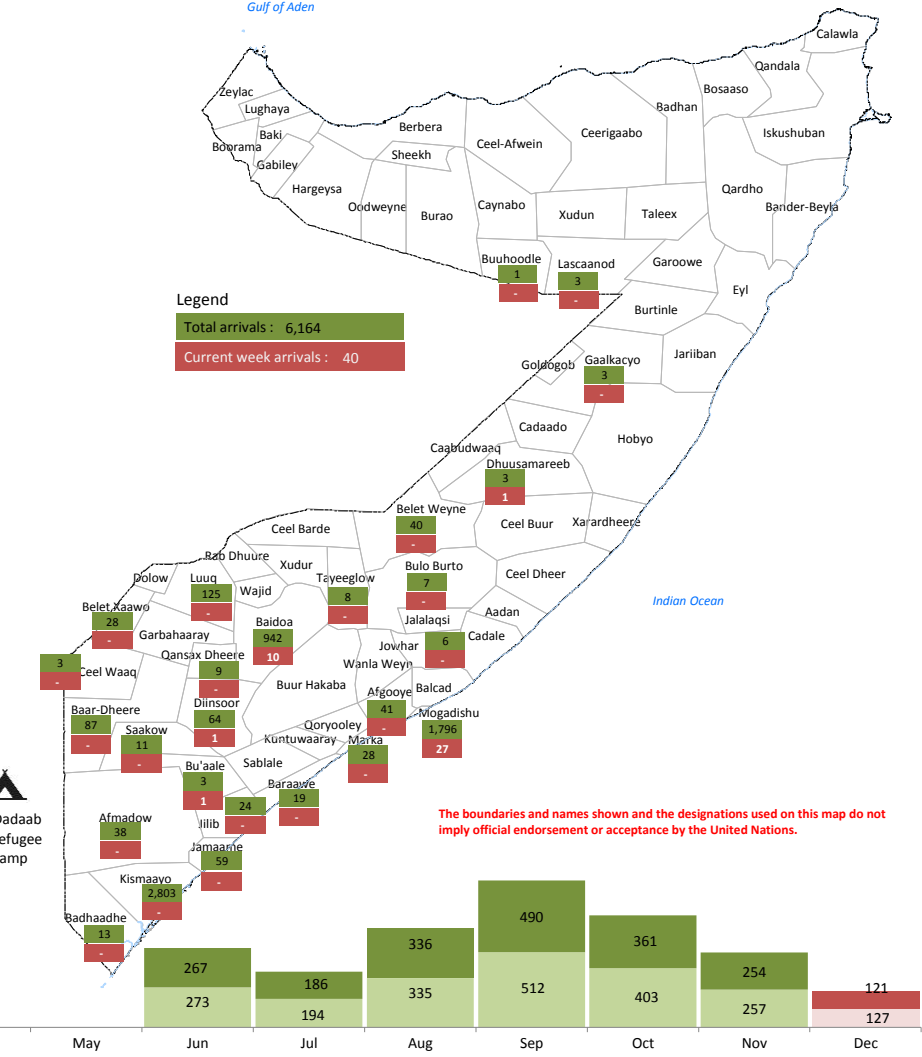
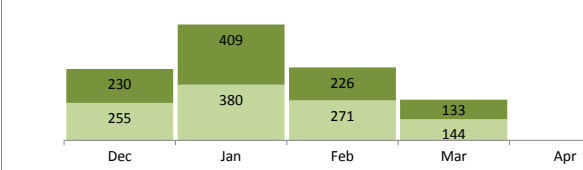
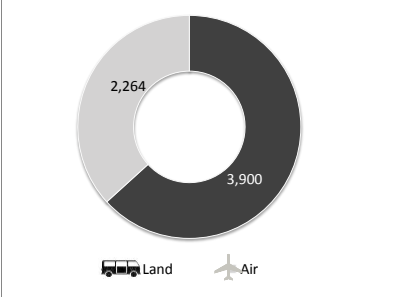
RETURNS	14 Dec - 20 Dec 2015	8 Dec 2014 13 Dec 2015	Total	RETURN ASSISTANCE (ACCUMULATED)	Reporting week	Total
Individuals:	40	6,124	6,164	Livelihood Start Up Grants	2,500	406,500
Households (actual):	12	1,264	1,276	Core Relief Items (kits):	12	1,276
Females:	18	3,133	3,151	WFP Food Rations (kg):	902 (~ \$1,604)	95,955 (~ \$170,608)
Males:	22	2,991	3,013	UNMAS Mine Risk Education	12	1,276
Persons with special needs:	4	272	276			



DEPARTURES FROM KENYA Reporting week Total departures ARRIVALS IN SOMALIA BY DISTRICT



Total departures by land and air



The boundaries and names shown and the designations used on this map do not imply official endorsement or acceptance by the United Nations.

RETURN TREND DECEMBER 2014 - December 2015

Project implemented with the support of:  
RETURN CONSORTIUM | Somalia

Donors contributing to UNHCR Somalia operation [As of OCT 2015]