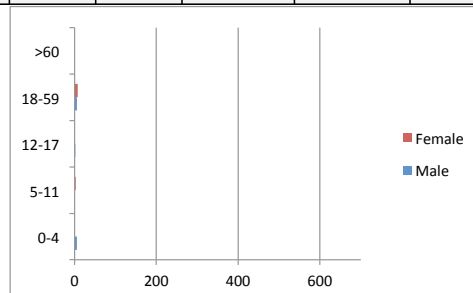
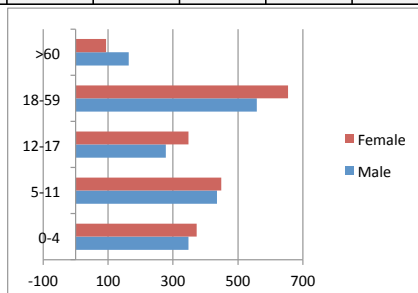


Profile of the registered population

	Level 1 registration					un-registered				
	Malian		Nigerien		Total	Malian		Nigerien		Total
AGANDO	771	3699	5	26	776	3725				

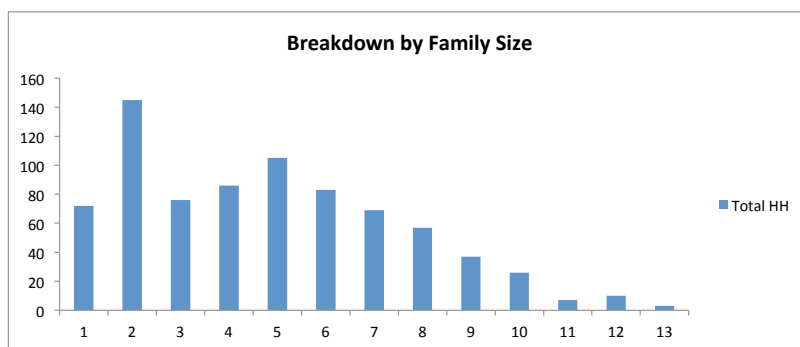
a. Age and gender Breakdown

		Malian					Nigerien				
		0-4	5-11	12-17	18-59	>60	0-4	5-11	12-17	18-59	>60
AGANDO	Male	347	435	278	558	164	6	0	2	6	0
	Female	373	449	347	654	94	1	3	0	8	0
	Total	720	884	625	1212	258	7	3	2	14	0



b. By family size

Size	Total HH	
1	72	9%
2	145	19%
3	76	10%
4	86	11%
5	105	14%
6	83	11%
7	69	9%
8	57	7%
9	37	5%
10	26	
11	7	1%
12	10	1%
13	3	0%
Grand Total	776	100%



b. By Place of habitual residence

Village	Malian HH	Nigerien HH	Grand Total
TAMALATE	381	1	382
ANDERAMBOUKANE	97	3	100
DODIYA	13	0	13
INCHINANAN	23	0	23
OTHERS	257	1	258
Grand Total	771	5	776

