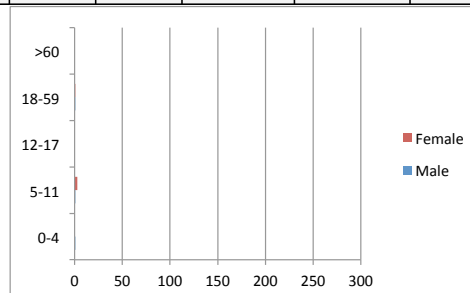
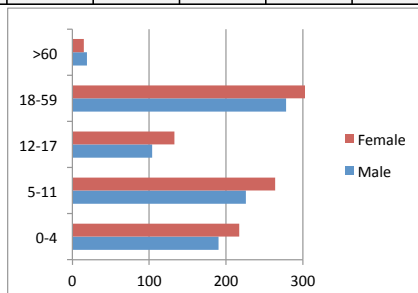


Profile of the registered population

	Level 1 registration					un-registered				
	Malian		Nigerien		Total	Malian		Nigerien		Total
CHINWAREN	294	1760	1	7	295	1767				

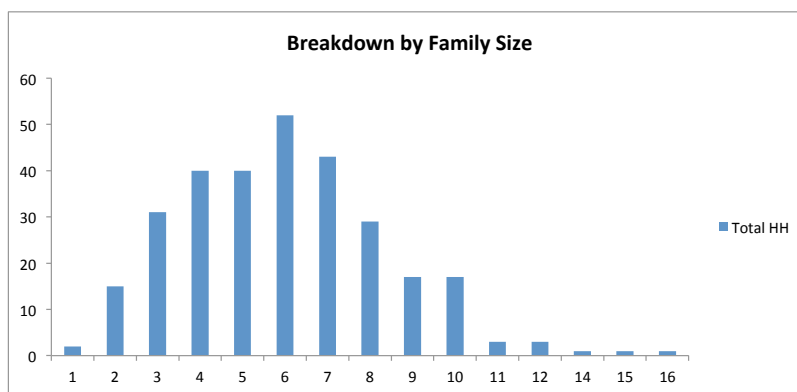
a. Age and gender Breakdown

		Malian					Nigerien				
		0-4	5-11	12-17	18-59	>60	0-4	5-11	12-17	18-59	>60
CHINWAREN	Male	190	226	104	278	19	1	1	0	1	0
	Female	217	264	133	314	15	0	3	0	1	0
	Total	407	490	237	592	34	1	4	0	2	0



b. By family size

Size	Total HH	
1	2	1%
2	15	5%
3	31	11%
4	40	14%
5	40	14%
6	52	18%
7	43	15%
8	29	10%
9	17	6%
10	17	6%
11	3	1%
12	3	1%
14	1	0%
15	1	0%
16	1	0%
Grand Total	295	100%



b. By Place of habitual residence

Village	Malian HH		Nigerien HH		Grand Total	
ANDERAMBOUKANE	129	44%	1	100%	130	44%
TAMALAT	62	21%	0	0%	62	21%
OTHERS	103	35%	0	0%	103	35%
Grand Total	294	100%	1	100%	295	100%

