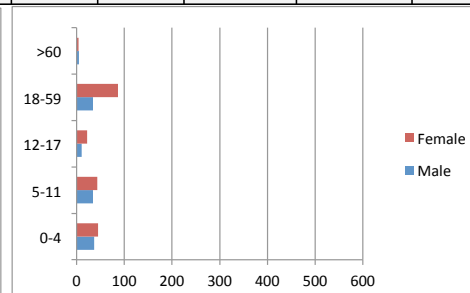
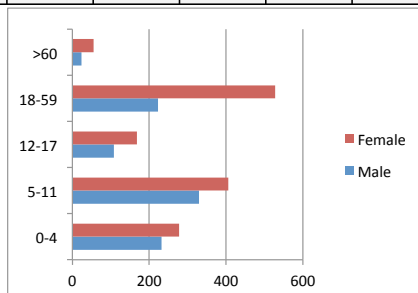


Profile of the registered population

	Level 1 registration						un-registered					
	Malian		Nigerien		Total		Malian		Nigerien		Total	
GAOUEL	545	2352	81	322	626	2674						

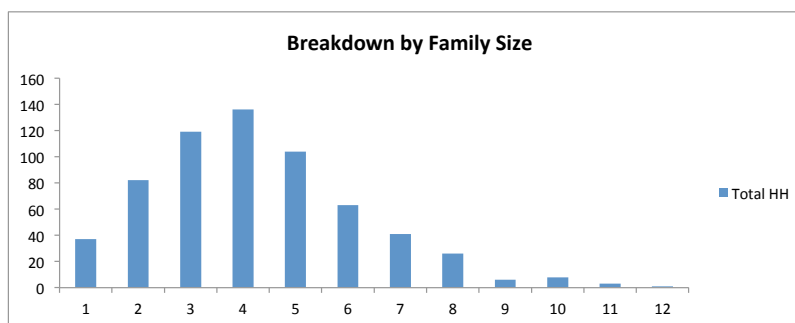
a. Age and gender Breakdown

GAOUEL		Malian					Nigerien				
		0-4	5-11	12-17	18-59	>60	0-4	5-11	12-17	18-59	>60
	Male	232	330	108	223	24	37	34	11	34	5
	Female	278	406	168	528	55	45	43	22	87	4
	Total	510	736	276	751	79	82	77	33	121	9



b. By family size

Size	Total HH	
1	37	6%
2	82	13%
3	119	19%
4	136	22%
5	104	17%
6	63	10%
7	41	7%
8	26	4%
9	6	1%
10	8	1%
11	3	0%
12	1	0%
Grand Total	626	100%



b. By Place of habitual residence

Village	Malian HH		Nigerien HH		Grand Total	
TAMAKAZA	199	51%	69	85%	268	57%
OUATTAGOUNA	72	19%	1	1%	73	16%
DABAGA	33	9%	0%	0%	33	7%
SOUGAN	26	7%	0%	0%	26	6%
KAROU	17	4%	0%	0%	17	4%
SIRIDA	15	4%	0%	0%	15	3%
OTHERS	183	47%	11	14%	194	41%
Grand Total	545	140%	81	100%	626	133%

