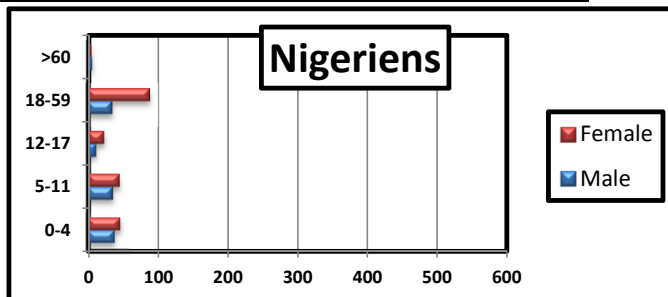
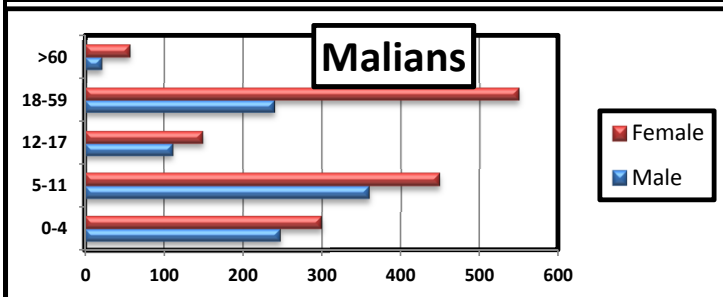


Profile of the registered population

	Level 1 registration					un-registered		
	Malian		Nigerien		Total	Malian	Nigerien	Total
GAOUEL	573	2479	81	322	654	2801		

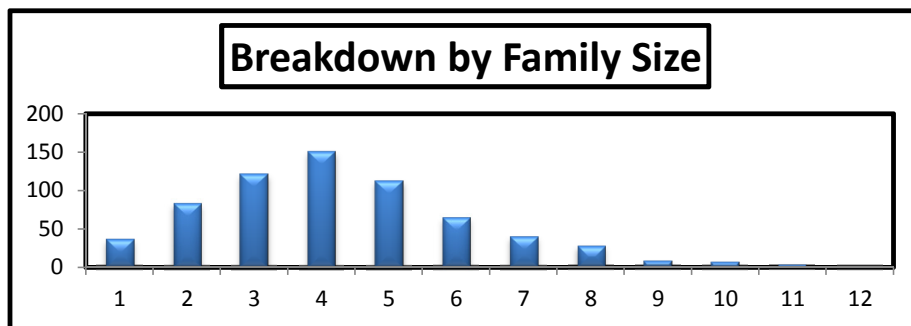
a. Age and gender Breakdown

		Malian					Nigerien				
		0-4	5-11	12-17	18-59	>60	0-4	5-11	12-17	18-59	>60
GAOUEL	Male	247	359	111	240	21	37	34	11	34	5
	Female	299	448	149	549	56	45	43	22	87	4
	Total	546	807	260	789	77	82	77	33	121	9



b. By family size

Size	Total	HH
1	36	6%
2	83	13%
3	121	19%
4	151	23%
5	113	17%
6	64	10%
7	40	6%
8	27	4%
9	8	1%
10	7	1%
11	3	0%
12	1	0%
Grand Total	654	100%



b. By Place of habitual residence

	Malian HH		Nigerien HH		Grand Total	
OUATTAGOUNA	163	28%	1	1%	164	25%
TAMAKAZA	169	29%	69	85%	238	36%
ANSONGO	51	9%	0	0%	51	8%
OTHERS	190	33%	11	14%	201	31%
Grand Total	573	100%	81	100%	654	100%

