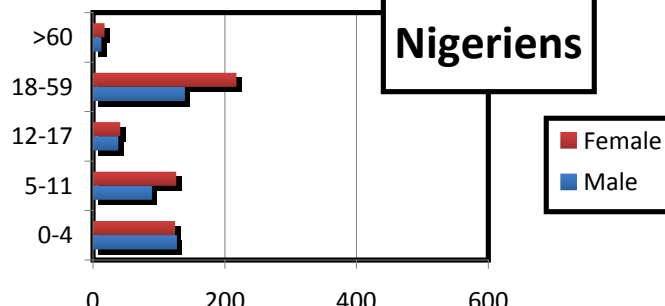
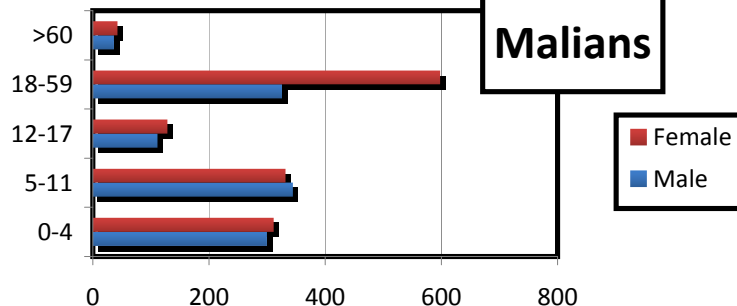


Profile of the registered population

| | Level 1 registration | | | | | un-registered | | | | |
|----------|----------------------|------|----------|-----|-------|---------------|--|----------|--|-------|
| | Malian | | Nigerien | | Total | Malian | | Nigerien | | Total |
| MANGAIZE | 702 | 2524 | 249 | 930 | 951 | 3454 | | | | |

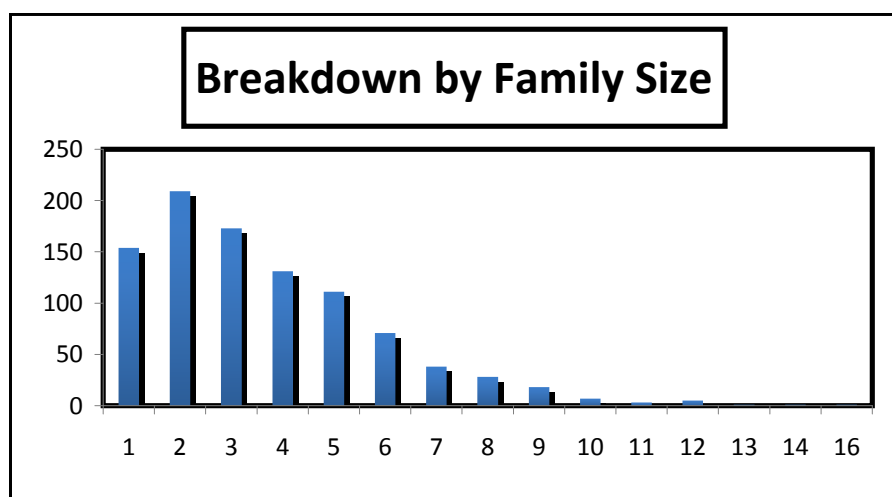
a. Age and gender Breakdown

| MANGAIZE | | Malian | | | | | Nigerien | | | | |
|----------|--------|--------|--------|-------|--------|------|----------|--------|-------|--------|------|
| | | 0-4 | 5-11 | 12-17 | 18-59 | >60 | 0-4 | 5-11 | 12-17 | 18-59 | >60 |
| | | Male | Female | Male | Female | Male | Male | Female | Male | Female | Male |
| | Male | 299 | 344 | 111 | 325 | 36 | 127 | 89 | 38 | 139 | 12 |
| | Female | 311 | 331 | 128 | 597 | 42 | 124 | 126 | 41 | 217 | 17 |
| | Total | 610 | 675 | 239 | 922 | 78 | 251 | 215 | 79 | 356 | 29 |



b. By family size

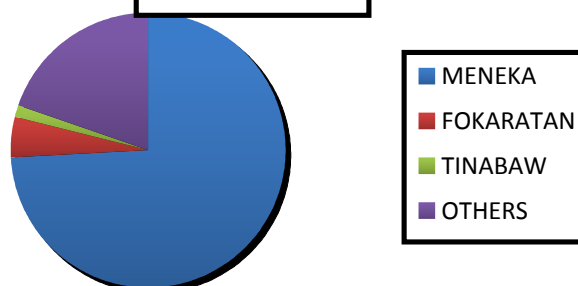
| Size | Total HH | |
|--------------------|------------|-------------|
| 1 | 154 | 16% |
| 2 | 209 | 22% |
| 3 | 173 | 18% |
| 4 | 131 | 14% |
| 5 | 111 | 12% |
| 6 | 71 | 7% |
| 7 | 38 | 4% |
| 8 | 28 | 3% |
| 9 | 18 | 2% |
| 10 | 7 | 1% |
| 11 | 3 | 0% |
| 12 | 5 | 1% |
| 13 | 1 | 0% |
| 14 | 1 | 0% |
| 16 | 1 | 0% |
| Grand Total | 951 | 100% |



b. By Place of habitual residence

| | Malian HH | | Nigerien HH | | Grand Total | |
|--------------------|------------|-------------|-------------|-------------|-------------|-------------|
| MENEKA | 521 | 74% | 158 | 63% | 679 | 71% |
| FOKARATAN | 32 | 5% | 39 | 16% | 71 | 7% |
| TINABAW | 11 | 2% | | 0% | 11 | 1% |
| OTHERS | 138 | 20% | 52 | 21% | 190 | 20% |
| Grand Total | 702 | 100% | 249 | 100% | 951 | 100% |

Malian HH



Nigerien HH

