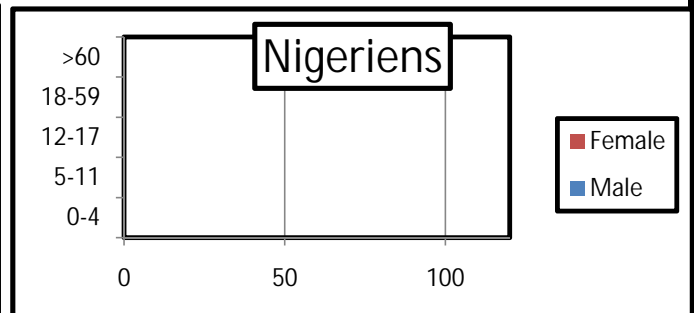
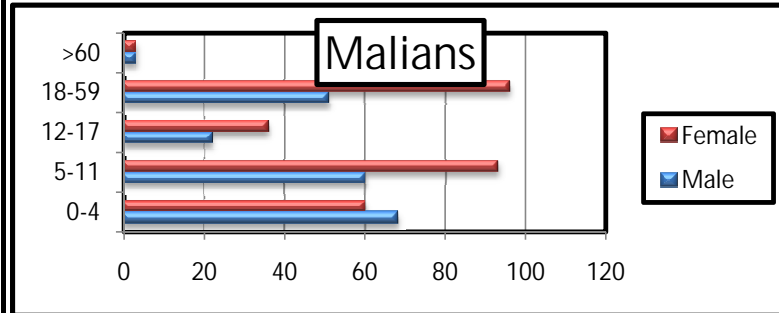


## Profile of the registered population

	Level 1 registration			un-registered		
	Malian	Nigerien	Total	Malian	Nigerien	Total
INTADABDAB	87	492	87	492		

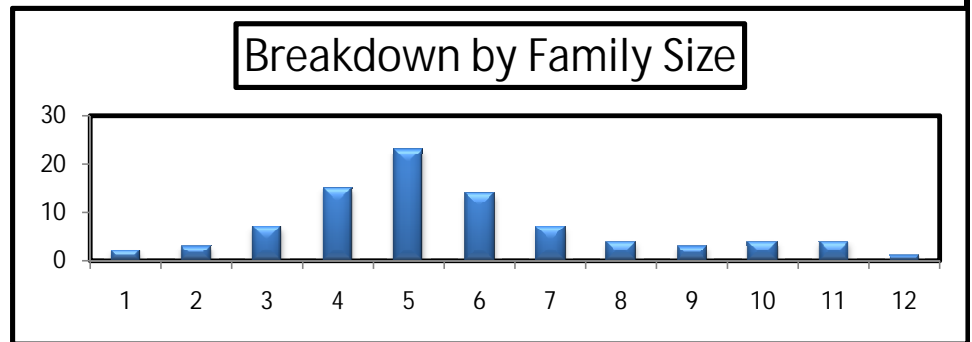
### a. Age and gender Breakdown

		Malian					Nigerien				
		0-4	5-11	12-17	18-59	>60	0-4	5-11	12-17	18-59	>60
INTADABDAB	Male	68	60	22	51	3					
	Female	60	93	36	96	3					
	Total	128	153	58	147	6					



### b. By family size

Size	Total HH	
1	2	2%
2	3	3%
3	7	8%
4	15	17%
5	23	26%
6	14	16%
7	7	8%
8	4	5%
9	3	3%
10	4	5%
11	4	5%
12	1	1%
Grand Total	87	100%



### b. By Place of habitual residence

	Malian HH		Nigerien HH		Grand Total	
OUATTAGOUNA	66	76%			66	76%
OTHERS	21	24%			21	24%
Grand total	87	100%			87	100%

